

UNDER 23 CHALLENGE 2010

VEDANO AL LAMBRO (ITALY), 06-07.03.2010



AUSTRIA



GERMANY



ITALY



SWEDEN



SWITZERLAND

OFFICIAL RESULTS



QUALIFICATION - ROUND 1

GROUP A

MATCH 1			
ITALY 1		AUSTRIA 1	
<i>PERAZZOLO Niccolò</i>	5	<i>RIENER Patrick</i>	3
<i>AGOSTINO Jessica</i>	10	<i>ANHAMMER Rainer</i>	3
<i>RUBINI Giuseppe</i>	5	<i>UTZIG Bianca</i>	5
<i>ALEMANNO Roberto</i>	5	<i>KNAPP Martin</i>	2
MATCH SCORE			
TOTAL POINTS	25	2 0	TOTAL POINTS 13

MATCH 2			
SWITZERLAND 2		GERMANY 1	
<i>LÖFFEL Michael</i>	6	<i>BRITZ Gerrit</i>	4
<i>SCHMID Raphael</i>	1	<i>HEMPEL Anne</i>	4
<i>HUBER Ronny</i>	1	<i>HERMANN Max</i>	9
<i>BÜRKI Bettina</i>	1	<i>KAPKE Dennis</i>	8
MATCH SCORE			
TOTAL POINTS	9	0 2	TOTAL POINTS 25

GROUP B

MATCH 1			
ITALY 2		SWEDEN 2	
<i>LEVIS Lorenzo</i>	5	<i>SCHEDIN Rasmus</i>	3
<i>ARZUFFI Boris</i>	7	<i>LÖF Emma</i>	1
<i>BAIO Claudia</i>	4	<i>JÖNSSON Patrick</i>	4
<i>DELLASEGA Luca</i>	5	<i>WIDLERT John</i>	3
MATCH SCORE			
TOTAL POINTS	21	2 0	TOTAL POINTS 11

MATCH 2			
AUSTRIA 2		SWITZERLAND 1	
<i>CERVINKA Marc</i>	5	<i>BHEND Nikolai</i>	3
<i>SCHALHAAS Katja</i>	1	<i>KLUKAS Yvonne</i>	6
<i>HESCHL Karin</i>	5	<i>WICKI Maia</i>	2
<i>OBERTAXER T.</i>	5	<i>WICKI Roger</i>	2
MATCH SCORE			
TOTAL POINTS	16	2 0	TOTAL POINTS 13

RANKINGS - ROUND 1

GROUP A

1		<i>ITALY 1</i>	2
2		<i>GERMANY 1</i>	2
3		<i>AUSTRIA 1</i>	0
4		<i>SWITZERLAND 2</i>	0
5		<i>SWEDEN 1</i>	0

GROUP B

1		<i>ITALY 2</i>	2
2		<i>AUSTRIA 2</i>	2
3		<i>SWEDEN 2</i>	0
4		<i>SWITZERLAND 1</i>	0
5		<i>GERMANY/ITALY</i>	0

QUALIFICATION - ROUND 2

GROUP A

MATCH 1				
SWEDEN 1			ITALY 1	
<i>SVENSSON Filip</i>	4		<i>PERAZZOLO Niccolò</i>	3
<i>BJÖRK Malin</i>	3		<i>AGOSTINO Jessica</i>	3
<i>OLSSON Maria</i>	1		<i>RUBINI Giuseppe</i>	3
<i>SUNDLÖF Joakim</i>	2	MATCH SCORE	<i>ALEMANNO Roberto</i>	4
TOTAL POINTS	10	0 2	TOTAL POINTS	13

MATCH 2				
GERMANY 1			AUSTRIA 1	
<i>BRITZ Gerrit</i>	9		<i>RIENER Patrick</i>	1
<i>HEMPEL Anne</i>	4		<i>ANHAMMER Rainer</i>	3
<i>HERMANN Max</i>	3		<i>UTZIG Bianca</i>	5
<i>KAPKE Dennis</i>	5	MATCH SCORE	<i>KNAPP Martin</i>	3
TOTAL POINTS	21	2 0	TOTAL POINTS	12

GROUP B

MATCH 1				
GERMANY/ITALY			ITALY 2	
<i>LÖSCHMANN D.</i>	6		<i>LEVIS Lorenzo</i>	4
<i>MITTELBERGER R.</i>	4		<i>ARZUFFI Boris</i>	2
<i>ZISCHG Stefan</i>	5		<i>BAIO Claudia</i>	5
<i>PESTER Philipp</i>	2	MATCH SCORE	<i>DELLASEGA Luca</i>	7
TOTAL POINTS	17	0 2	TOTAL POINTS	18

MATCH 2				
SWITZERLAND 1			SWEDEN 2	
<i>BHEND Nikolai</i>	3		<i>SCHEDIN Rasmus</i>	6
<i>KLUKAS Yvonne</i>	4		<i>LÖF Emma</i>	2
<i>WICKI Maia</i>	5		<i>JÖNSSON Patrick</i>	3
<i>WICKI Roger</i>	4	MATCH SCORE	<i>WIDLERT John</i>	1
TOTAL POINTS	16	2 0	TOTAL POINTS	12

RANKINGS - ROUND 2

GROUP A

1		<i>ITALY 1</i>	4
2		<i>GERMANY 1</i>	4
3		<i>AUSTRIA 1</i>	0
4		<i>SWITZERLAND 2</i>	0
5		<i>SWEDEN 1</i>	0

GROUP B

1		<i>ITALY 2</i>	4
2		<i>AUSTRIA 2</i>	2
3		<i>SWITZERLAND 1</i>	2
4		<i>SWEDEN 2</i>	0
5		<i>GERMANY/ITALY</i>	0

QUALIFICATION - ROUND 3

GROUP A

MATCH 1			
SWEDEN 1		SWITZERLAND 2	
<i>SVENSSON Filip</i>	7	<i>LÖFFEL Michael</i>	3
<i>BJÖRK Malin</i>	1	<i>SCHMID Raphael</i>	3
<i>OLSSON Maria</i>	5	<i>HUBER Ronny</i>	1
<i>SUNDLÖF Joakim</i>	5	<i>BÜRKI Bettina</i>	4
MATCH SCORE			
TOTAL POINTS	18	2 0	TOTAL POINTS 11

MATCH 2			
ITALY 1		GERMANY 1	
<i>PERAZZOLO Niccolò</i>	2	<i>BRITZ Gerrit</i>	3
<i>AGOSTINO Jessica</i>	3	<i>HEMPEL Anne</i>	3
<i>RUBINI Giuseppe</i>	1	<i>HERMANN Max</i>	7
<i>ALEMANNO Roberto</i>	1	<i>KAPKE Dennis</i>	4
MATCH SCORE			
TOTAL POINTS	7	0 2	TOTAL POINTS 17

GROUP B

MATCH 1			
GERMANY/ITALY		AUSTRIA 2	
<i>LÖSCHMANN D.</i>	6	<i>CERVINKA Marc</i>	4
<i>MITTELBERGER R.</i>	4	<i>SCHALHAAS Katja</i>	2
<i>ZISCHG Stefan</i>	4	<i>HESCHL Karin</i>	6
<i>PESTER Philipp</i>	4	<i>OBERTAXER T.</i>	6
MATCH SCORE			
TOTAL POINTS	18	1 1	TOTAL POINTS 18

MATCH 2			
ITALY 2		SWITZERLAND 1	
<i>LEVIS Lorenzo</i>	8	<i>BHEND Nikolai</i>	2
<i>ARZUFFI Boris</i>	4	<i>KLUKAS Yvonne</i>	3
<i>BAIO Claudia</i>	6	<i>WICKI Maia</i>	4
<i>DELLASEGA Luca</i>	6	<i>WICKI Roger</i>	5
MATCH SCORE			
TOTAL POINTS	24	2 0	TOTAL POINTS 14

RANKINGS - ROUND 3

GROUP A

1		<i>GERMANY 1</i>	6
2		<i>ITALY 1</i>	4
3		<i>SWEDEN 1</i>	2
4		<i>SWITZERLAND 2</i>	0
5		<i>AUSTRIA 1</i>	0

GROUP B

1		<i>ITALY 2</i>	6
2		<i>AUSTRIA 2</i>	3
3		<i>SWITZERLAND 1</i>	2
4		<i>GERMANY/ITALY</i>	1
5		<i>SWEDEN 2</i>	0

QUALIFICATION - ROUND 4

GROUP A

MATCH 1			
AUSTRIA 1		SWEDEN 1	
<i>RIENER Patrick</i>	4	<i>SVENSSON Filip</i>	6
<i>ANHAMMER Rainer</i>	7	<i>BJÖRK Malin</i>	4
<i>UTZIG Bianca</i>	1	<i>OLSSON Maria</i>	4
<i>KNAPP Martin</i>	7	<i>SUNDLÖF Joakim</i>	3
MATCH SCORE			
TOTAL POINTS	19	2 0	TOTAL POINTS 17

MATCH 2			
SWITZERLAND 2		ITALY 1	
<i>LÖFFEL Michael</i>	6	<i>PERAZZOLO Niccolò</i>	2
<i>SCHMID Raphael</i>	3	<i>AGOSTINO Jessica</i>	2
<i>HUBER Ronny</i>	5	<i>RUBINI Giuseppe</i>	5
<i>BÜRKI Bettina</i>	3	<i>ALEMANNO Roberto</i>	3
MATCH SCORE			
TOTAL POINTS	17	2 0	TOTAL POINTS 12

GROUP B

MATCH 1			
SWEDEN 2		GERMANY/ITALY	
<i>SCHEDIN Rasmus</i>	8	<i>LÖSCHMANN D.</i>	2
<i>LÖF Emma</i>	4	<i>MITTELBERGER R.</i>	2
<i>JÖNSSON Patrick</i>	4	<i>ZISCHG Stefan</i>	5
<i>WIDLERT John</i>	2	<i>PESTER Philipp</i>	6
MATCH SCORE			
TOTAL POINTS	18	2 0	TOTAL POINTS 15

MATCH 2			
AUSTRIA 2		ITALY 2	
<i>CERVINKA Marc</i>	5	<i>LEVIS Lorenzo</i>	2
<i>SCHALHAAS Katja</i>	1	<i>ARZUFFI Boris</i>	7
<i>HESCHL Karin</i>	5	<i>BAIO Claudia</i>	2
<i>OBERTAXER T.</i>	1	<i>DELLASEGA Luca</i>	7
MATCH SCORE			
TOTAL POINTS	12	0 2	TOTAL POINTS 18

RANKINGS - ROUND 4

GROUP A

1		<i>GERMANY 1</i>	6
2		<i>ITALY 1</i>	4
3		<i>SWEDEN 1</i>	2
4		<i>AUSTRIA 1</i>	2
5		<i>SWITZERLAND 2</i>	2

GROUP B

1		<i>ITALY 2</i>	8
2		<i>AUSTRIA 2</i>	3
3		<i>SWEDEN 2</i>	2
4		<i>SWITZERLAND 1</i>	2
5		<i>GERMANY/ITALY</i>	1

QUALIFICATION - ROUND 5

GROUP A

MATCH 1			
GERMANY 1		SWEDEN 1	
<i>BRITZ Gerrit</i>	2	<i>SVENSSON Filip</i>	4
<i>HEMPEL Anne</i>	7	<i>BJÖRK Malin</i>	4
<i>HERMANN Max</i>	5	<i>OLSSON Maria</i>	3
<i>KAPKE Dennis</i>	5	<i>SUNDLÖF Joakim</i>	3
MATCH SCORE			
TOTAL POINTS	19	2 0	TOTAL POINTS 14

MATCH 2			
AUSTRIA 1		SWITZERLAND 2	
<i>RIENER Patrick</i>	3	<i>LÖFFEL Michael</i>	3
<i>ANHAMMER Rainer</i>	5	<i>SCHMID Raphael</i>	3
<i>UTZIG Bianca</i>	5	<i>HUBER Ronny</i>	4
<i>KNAPP Martin</i>	5	<i>BÜRKI Bettina</i>	5
MATCH SCORE			
TOTAL POINTS	18	2 0	TOTAL POINTS 15

GROUP B

MATCH 1			
SWITZERLAND 1		GERMANY/ITALY	
<i>BHEND Nikolai</i>	8	<i>LÖSCHMANN D.</i>	2
<i>KLUKAS Yvonne</i>	5	<i>MITTELBERGER R.</i>	3
<i>WICKI Maia</i>	4	<i>ZISCHG Stefan</i>	4
<i>WICKI Roger</i>	6	<i>PESTER Philipp</i>	2
MATCH SCORE			
TOTAL POINTS	23	2 0	TOTAL POINTS 11

MATCH 2			
SWEDEN 2		AUSTRIA 2	
<i>SCHEDIN Rasmus</i>	3	<i>CERVINKA Marc</i>	4
<i>LÖF Emma</i>	1	<i>SCHALHAAS Katja</i>	4
<i>JÖNSSON Patrick</i>	3	<i>HESCHL Karin</i>	0
<i>WIDLERT John</i>	2	<i>OBERTAXER T.</i>	3
MATCH SCORE			
TOTAL POINTS	9	0 2	TOTAL POINTS 11

RANKINGS - ROUND 5 - FINAL

GROUP A

1		<i>GERMANY 1</i>	8
2		<i>ITALY 1</i>	4
3		<i>AUSTRIA 1</i>	4
4		<i>SWEDEN 1</i>	2
5		<i>SWITZERLAND 2</i>	2


GROUP B

1		<i>ITALY 2</i>	8
2		<i>AUSTRIA 2</i>	5
3		<i>SWITZERLAND 1</i>	4
4		<i>SWEDEN 2</i>	2
5		<i>GERMANY/ITALY</i>	1

SEMIFINALS

1st
4th
PLACE

MATCH 1 - A1 vs B2

GERMANY 1 	1
BRITZ Gerrit	2
HEMPEL Anne	4
HERMANN Max	1
KAPKE Dennis	3

MATCH SCORE

TOTAL POINTS 10 10 17

AUSTRIA 2 	1
CERVINKA Marc	5
SCHALHAAS Katja	5
HESCHL Karin	4
OBERTAXER T.	3


TOTAL POINTS 17

MATCH 2 - A2 vs B1

ITALY 1 	1
PERAZZOLO Niccolò	0
AGOSTINO Jessica	4
RUBINI Giuseppe	4
ALEMANNINO Roberto	2

MATCH SCORE

TOTAL POINTS 10 10 17

ITALY 2 	1
LEVIS Lorenzo	3
ARZUFFI Boris	3
BAIO Claudia	5
DELLASEGA Luca	6

TOTAL POINTS 17


5th
8th
PLACE

MATCH 3 A3 vs B4

AUSTRIA 1 	1
RIENER Patrick	2
ANHAMMER Rainer	2
UTZIG Bianca	4
KNAPP Martin	2


MATCH SCORE

TOTAL POINTS 10 10 19

SWEDEN 2 	1
SCHEDIN Rasmus	4
LÖF Emma	2
JÖNSSON Patrick	7
WIDLERT John	6

TOTAL POINTS 19

MATCH 4 - A4 vs B3

SWEDEN 1 	1
SVENSSON Filip	5
BJÖRK Malin	1
OLSSON Maria	6
SUNDLÖF Joakim	4

MATCH SCORE

TOTAL POINTS 16 16 9

SWITZERLAND 1 	1
BHEND Nikolai	3
KLUKAS Yvonne	2
WICKI Maia	2
WICKI Roger	2

TOTAL POINTS 9

FINALS

		MATCH 1				
		AUSTRIA 2		ITALY 2		
1ST 2ND PLACE		1		1		
	CERVINKA Marc	5		LEVIS Lorenzo	2	
	SCHALHAAS Katja	3		ARZUFFI Boris	4	
	HESCHL Karin	5	MATCH SCORE	BAIO Claudia	3	
	OBERTAXER T.	1		DELLASEGA Luca	4	
		TOTAL POINTS	14	14	13	TOTAL POINTS






		MATCH 2				
		GERMANY 1		ITALY 1		
3RD 4TH PLACE		1		1		
	BRITZ Gerrit	6		PERAZZOLO Niccolò	2	
	HEMPEL Anne	7		AGOSTINO Jessica	2	
	HERMANN Max	1	MATCH SCORE	RUBINI Giuseppe	4	
	KAPKE Dennis	6		ALEMANNO Roberto	1	
		TOTAL POINTS	20	20	9	TOTAL POINTS






		MATCH 3				
		SWEDEN 2		SWEDEN 1		
5TH 6TH PLACE		1		1		
	SCHEDIN Rasmus	4		SVENSSON Filip	3	
	LÖF Emma	5		BJÖRK Malin	4	
	JÖNSSON Patrick	2	MATCH SCORE	OLSSON Maria	5	
	WIDLERT John	2		SUNDLÖF Joakim	7	
		TOTAL POINTS	13	13	19	TOTAL POINTS

		MATCH 4				
		AUSTRIA 1		SWITZERLAND 1		
7TH 8TH PLACE		1		1		
	RIENER Patrick	5		BHEND Nikolai	7	
	ANHAMMER Rainer	2		KLUKAS Yvonne	6	
	UTZIG Bianca	1	MATCH SCORE	WICKI Maia	5	
	KNAPP Martin	2		WICKI Roger	4	
		TOTAL POINTS	10	10	22	TOTAL POINTS






		MATCH 5						
		SWITZERLAND 2		GERMANY/ITALY				
9TH 10TH PLACE		1	2	1	2			
	LÖFFEL Michael	5	7	LÖSCHMANN D.	1			
	SCHMID Raphael	4	1	MITTELBERGER R.	4			
	HUBER Ronny	1	MATCH SCORE	ZISCHG Stefan	7			
	BÜRKI Bettina	5		PESTER Philipp	3			
		TOTAL POINTS	15	10	25	26	TOTAL POINTS	15






GROUP A

Posizione	Squadra	P1	P2	P3	P4	P5 Totale	Media	
1	 GERMANY 1	103	106	100		110	419	26,2
2	 ITALY 1	111	109	114	114		448	28
3	 SWEDEN 1		110	108	119	111	448	28
4	 AUSTRIA 1	126	114		114	122	476	29,8
5	 SWITZERLAND 2	128		118	113	124	483	30,2

Posizione	Squadra	P1	P2	P3	P4	P5 Totale	Media	
1	 GERMANY 1							
	Gerrit Britz	28	23	26		29	106	26,5
	Anne Hempel	27	29	26		30	112	28
	Max Hermann	23	29	24		26	102	25,5
	Dennis Kapke	25	25	24		25	99	24,8
		103	106	100		110	419	26,2
2	 ITALY 1							
	Jessica Agostino	26	26	26	26		104	26
	Roberto Alemanno	27	26	29	28		110	27,5
	Niccolò Perazzolo	30	29	28	30		117	29,3
	Giuseppe Rubini	28	28	31	30		117	29,3
		111	109	114	114		448	28
3	 SWEDEN 1							
	Malin Björk		24	27	36	33	120	30
	Maria Olsson		30	27	24	26	107	26,8
	Filip Svensson		28	26	28	25	107	26,8
	Joakim Sündlof		28	28	31	27	114	28,5
			110	108	119	111	448	28
4	 AUSTRIA 1							
	Martin Knapp	31	26		27	31	115	28,8
	Rainer Anhammer	35	29		30	31	125	31,3
	Bianca Utzig	30	26		27	31	114	28,5
	Patrick Riener	30	33		30	29	122	30,5
		126	114		114	122	476	29,8
5	 SWITZERLAND 2							
	Bettina Bürki	31		29	28	28	116	29
	Raphael Schmid	31		25	25	33	114	28,5
	Michael Löffel	29		32	26	29	116	29
	Ronny Huber	37		32	34	34	137	34,3
		128		118	113	124	483	30,2

GROUP B

Posizione	Squadra	P1	P2	P3	P4	P5 Totale	Media	
1	 SWITZERLAND 1	111	109	112		98	430	26,9
2	 ITALY 2	110	115	103	109		437	27,3
3	 AUSTRIA 2	108		117	120	104	449	28,1
4	 SWEDEN 2	121	114		108	107	450	28,1
5	 MIXED GER/ITA		118	118	119	109	464	29

Posizione	Squadra	P1	P2	P3	P4	P5 Totale	Media	
1	 SWITZERLAND 1							
	Nikolai Bhend	29	29	29		25	112	28
	Yvonne Klukas	27	26	27		24	104	26
	Maja Wicki	27	27	29		27	110	27,5
	Roger Wicki	28	27	27		22	104	26
		111	109	112		98	430	26,9
2	 ITALY 2							
	Luca Dellasega	28	29	27	25		109	27,3
	Lorenzo Levis	29	33	23	31		116	29
	Boris Arzuffi	26	25	25	26		102	25,5
	Claudia Baio	27	28	28	27		110	27,5
		110	115	103	109		437	27,3
3	 AUSTRIA 2							
	Thomas Obertaxer	27		30	32	25	114	28,5
	Mark Cervinka	25		30	28	25	108	27
	Katja Schalkhaas	32		28	36	26	122	30,5
	Karin Heschl	24		29	24	28	105	26,3
		108		117	120	104	449	28,1
4	 SWEDEN 2							
	John Widlert	30	30		30	26	116	29
	Rasmus Schedin	31	26		27	26	110	27,5
	Patrik Jönsson	26	28		28	25	107	26,8
	Emma Löf	34	30		23	30	117	29,3
		121	114		108	107	450	28,1
5	 MIXED GER/ITA							
	Dennis Löschmann		30	29	36	29	124	31
	Roland Mittelberger		23	27	26	25	101	25,3
	Stefan Zischg		28	30	31	27	116	29
	Philipp Pester		37	32	26	28	123	30,8
			118	118	119	109	464	29





SEMIFINALS 1st/4th

Posizione	Squadra	P6 Totale	Media
1	 ITALY 2	108	27
2	 AUSTRIA 2	109	27,3
3	 GERMANY 1	118	29,5
4	 ITALY 1	120	30

Posizione	Squadra	P6 Totale	Media
1	 ITALY 2		
	Boris Arzuffi	26	26
	Claudia Baio	31	31
	Luca Dellasega	24	24
	Lorenzo Levis	27	27
		108	27
2	 AUSTRIA 2		
	Mark Cervinka	26	26
	Karin Heschl	25	25
	Katja Schalkhaas	26	26
	Thomas Obertaxer	32	32
		109	27,3
3	 GERMANY 1		
	Gerrit Britz	29	29
	Anne Hempel	28	28
	Max Hermann	29	29
	Dennis Kapke	32	32
		118	29,5
4	 ITALY 1		
	Jessica Agostino	27	27
	Roberto Alemanno	32	32
	Niccolò Perazzolo	30	30
	Giuseppe Rubini	31	31
		120	30

SEMIFINALS 5th/8th


Posizione	Squadra	P6 Totale	Media
1	 SWEDEN 1	103	25,8
2	 SWEDEN 2	106	26,5
3	 SWITZERLAND 1	109	27,3
4	 AUSTRIA 1	119	29,8

Posizione	Squadra	P6 Totale	Media
1	 SWEDEN 1		
	Malin Björk	27	27
	Maria Olsson	26	26
	Filip Svensson	24	24
	Joakim Sündlof	26	26
		103	25,8
2	 SWEDEN 2		
	Emma Löf	27	27
	John Widlert	25	25
	Rasmus Schedin	26	26
	Patrik Jönsson	28	28
		106	26,5
3	 SWITZERLAND 1		
	Maja Wicki	31	31
	Yvonne Klukas	25	25
	Roger Wicki	27	27
	Nikolai Bhend	26	26
		109	27,3
4	 AUSTRIA 1		
	Rainer Anhammer	30	30
	Martin Knapp	31	31
	Patrick Riener	28	28
	Bianca Utzig	30	30
		119	29,8

FINAL 9th/10th



Posizione	Squadra	P6	P7 Totale	Media	
1	 SWITZERLAND 2	108	112	220	27,5
1	 GERMANY/ITALY	108	112	220	27,5

Posizione	Squadra	P6	P7 Totale	Media	
1	 SWITZERLAND 2				
	Bettina Bürki	26	31	57	28,5
	Ronny Huber	32	31	63	31,5
	Raphael Schmid	26	26	52	26
	Michael Löffel	24	24	48	24
		108	112	220	27,5



1	 GERMANY/ITALY				
	Dennis Löschmann	28	33	61	30,5
	Philipp Pester	29	26	55	27,5
	Roland Mittelberger	27	26	53	26,5
	Stefan Zischg	24	27	51	25,5
		108	112	220	27,5



FINAL 7th/8th

Posizione	Squadra	P7 Totale
1	 SWITZERLAND 1	105
2	 AUSTRIA 1	121

Posizione	Squadra	P7 Totale
1	 SWITZERLAND 1	
	Maja Wicki	27
	Yvonne Klukas	25
	Roger Wicki	27
	Nikolai Bhend	26
		105
2	 AUSTRIA 1	
	Rainer Anhammer	32
	Martin Knapp	30
	Patrick Riener	28
	Bianca Utzig	31
		121



FINAL 5th/6th

Posizione	Squadra	P7 Totale	
1	 SWEDEN 2	109	109
2	 SWEDEN 1	118	118



Posizione	Squadra	P7 Totale	
1	 SWEDEN 2		
	Malin Björk	33	33
	Maria Olsson	28	28
	Filip Svensson	25	25
	Joakim Sündlof	23	23
		109	109
2	 SWEDEN 1		
	Emma Löf	34	34
	John Widlert	28	28
	Rasmus Schedin	26	26
	Patrik Jönsson	30	30
		118	118

FINAL 3rd/4th


Posizione	Squadra	P7 Totale	
1	 GERMANY 1	103	103
2	 ITALY 1	118	118

Posizione	Squadra	P7 Totale	
1	 GERMANY 1		
	Gerrit Britz	25	25
	Anne Hempel	26	26
	Max Hermann	28	28
	Dennis Kapke	24	24
		103	103
2	 ITALY 1		
	Niccolò Perazzolo	29	29
	Jessica Agostino	35	35
	Giuseppe Rubini	25	25
	Roberto Alemanno	29	29
		118	118











FINAL 1st/2nd

Posizione	Squadra	P7 Totale	
1	 AUSTRIA 2	110	110
2	 ITALY 2	112	112






Posizione	Squadra	P7 Totale	
1	 AUSTRIA 2		
	Mark Cervinka	22	22
	Katja Schalkhaas	27	27
	Karin Heschl	29	29
	Thomas Obertaxer	32	32
		110	110

2	 ITALY 2		
	Lorenzo Levis	28	28
	Boris Arzuffi	26	26
	Claudia Baio	29	29
	Luca Dellasega	29	29
		112	112











TOTAL TEAM STROKES

Pos.	Nation	Team	P1	P2	P3	P4	P5	P6	P7	Total	Average
1		GERMANY 1	103	106	100		110	118	103	640	26,667
2		SWITZERLAND 1	111	109	112		98	109	105	644	26,833
3		ITALY 2	110	115	103	109		108	112	657	27,375
4		SWEDEN 2	121	114		108	107	106	109	665	27,708
5		AUSTRIA 2	108		117	120	104	108	110	667	27,792
6		SWEDEN 1		110	108	119	111	103	118	669	27,875
7		MIXED GER/ITA		118	118	119	109	108	112	684	28,500
8		ITALY 1	111	109	114	114		120	118	686	28,583
9		SWITZERLAND 2	128		118	113	124	108	112	703	29,292
10		AUSTRIA 1	126	114		114	122	119	121	716	29,833

NEW COURSE RECORDS





























	SWITZERLAND 1	98 STROKES	24.50 AVERAGE (eq.)
	GERMANY 1	206 STROKES	25,75 AVERAGE (eq.)
	GERMANY 1	309 STROKES	25,75 AVERAGE
	GERMANY 1	419 STROKES	26,19 AVERAGE
	SWITZERLAND 1	533 STROKES	26,65 AVERAGE
	GERMANY 1	640 STROKES	26,67 AVERAGE

FINAL RANKING













1st place		AUSTRIA 2	<i>Marc Cervinka, Katja Schalkhaas, Karin Heschl, Thomas Obertaxer</i>
2nd place		ITALY 2	<i>Lorenzo Levis, Boris Arzuffi, Claudia Baio, Luca Dellasega</i>
3rd place		GERMANY 1	<i>Gerrit Britz, Anne Hempel, Max Hermann, Dennis Kapke</i>
4th place		ITALY 1	<i>Niccolò Perazzolo, Jessica Agostino, Giuseppe Rubini, Roberto Alemanno</i>
5th place		SWEDEN 1	<i>Filip Svensson, Malin Björk, Maria Olsson, Joakim Sundlöf</i>
6th place		SWEDEN 2	<i>Rasmus Schedin, Emma Löf, Patrik Jönsson, John Widlert</i>
7th place		SWITZERLAND 1	<i>Nikolai Bhend, Yvonne Klukas, Maja Wicki, Roger Wicki</i>
8th place		AUSTRIA 1	<i>Patrick Riener, Rainer Anhammer, Bianca Utzig, Martin Knapp</i>
9th place		GERMANY/ITALY	<i>Dennis Löschmann, Roland Mittelberger, Stefan Zischg, Philipp Pester</i>
10th place		SWITZERLAND 2	<i>Michael Löffler, Raphael Schmid, Ronny Huber, Bettina Bürki</i>

INDIVIDUAL RANKING





MALE

Pos	Name	Team	Nation	P1	P2	P3	P4	P5	P6	P7	Tot	Avg	Diff
1	Boris Arzuffi	ITALY 2	 Italia	26	25	25	26		26	26	154	25,70	a.p.
2	Roland Mittelberger	MIXED GER/ITA	 Italia		23	27	26	25	27	26	154	25,70	a.p.
3	Dennis Kapke	GERMANY 1	 Germania	25	25	24		25	32	24	155	25,80	8
4	Filip Svensson	SWEDEN 1	 Svezia		28	26	28	25	24	25	156	26,00	4
5	Mark Cervinka	AUSTRIA 2	 Austria	25		30	28	25	26	22	156	26,00	8
6	Roger Wicki	SWITZERLAND 1	 Svizzera	28	27	27		22	27	27	158	26,30	6
7	Max Hermann	GERMANY 1	 Germania	23	29	24		26	29	28	159	26,50	6
8	Gerrit Britz	GERMANY 1	 Germania	28	23	26		29	29	25	160	26,70	6
9	Rasmus Schedin	SWEDEN 2	 Svezia	31	26		27	26	26	26	162	27,00	5
10	Luca Dellasega	ITALY 2	 Italia	28	29	27	25		24	29	162	27,00	5
11	Joakim Sündlof	SWEDEN 1	 Svezia		28	28	31	27	26	23	163	27,20	8
12	Nikolai Bhend	SWITZERLAND 1	 Svizzera	29	29	29		25	26	26	164	27,30	4
13	Michael Löffel	SWITZERLAND 2	 Svizzera	29		32	26	29	24	24	164	27,30	8
14	Patrik Jönsson	SWEDEN 2	 Svezia	26	28		28	25	28	30	165	27,50	5
15	Raphael Schmid	SWITZERLAND 2	 Svizzera	31		25	25	33	26	26	166	27,70	8
16	Stefan Zischg	MIXED GER/ITA	 Italia		28	30	31	27	24	27	167	27,80	7
17	John Widlert	SWEDEN 2	 Svezia	30	30		30	26	25	28	169	28,20	5
18	Roberto Alemanno	ITALY 1	 Italia	27	26	29	28		32	29	171	28,50	6
19	Lorenzo Levis	ITALY 2	 Italia	29	33	23	31		27	28	171	28,50	10
20	Giuseppe Rubini	ITALY 1	 Italia	28	28	31	30		31	25	173	28,80	6
21	Niccolò Perazzolo	ITALY 1	 Italia	30	29	28	30		30	29	176	29,30	2
22	Martin Knapp	AUSTRIA 1	 Austria	31	26		27	31	31	30	176	29,30	5
23	Patrick Riener	AUSTRIA 1	 Austria	30	33		30	29	28	28	178	29,70	5
24	Thomas Obertaxer	AUSTRIA 2	 Austria	27		30	32	25	32	32	178	29,70	7
25	Philipp Pester	MIXED GER/ITA	 Germania		37	32	26	28	29	26	178	29,70	11
26	Dennis Löschmann	MIXED GER/ITA	 Germania		30	29	36	29	28	33	185	30,80	8
27	Rainer Anhammer	AUSTRIA 1	 Austria	35	29		30	31	30	32	187	31,20	6
28	Ronny Huber	SWITZERLAND 2	 Svizzera	37		32	34	34	32	31	200	33,30	6

FEMALE

1	Yvonne Klukas	SWITZERLAND 1		Svizzera	27	26	27		24	25	25	154	25,70	3
2	Karin Heschl	AUSTRIA 2		Austria	24		29	24	28	25	29	159	26,50	5
3	Maria Olsson	SWEDEN 1		Svezia		30	27	24	26	26	28	161	26,80	6
4	Anne Hempel	GERMANY 1		Germania	27	29	26		30	28	26	166	27,70	4
5	Jessica Agostino	ITALY 1		Italia	26	26	26	26		27	35	166	27,70	9
6	Maja Wicki	SWITZERLAND 1		Svizzera	27	27	29		27	31	27	168	28,00	4
7	Claudia Baio	ITALY 2		Italia	27	28	28	27		31	29	170	28,30	4
8	Bettina Bürki	SWITZERLAND 2		Svizzera	31		29	28	28	26	31	173	28,80	5
9	Bianca Utzig	AUSTRIA 1		Austria	30	26		27	31	30	31	175	29,20	5
10	Katja Schalkhaas	AUSTRIA 2		Austria	32		28	36	26	26	27	175	29,20	10
11	Emma Löf	SWEDEN 2		Svezia	34	30		23	30	27	34	178	29,70	11
12	Malin Björk	SWEDEN 1		Svezia		24	27	36	33	27	33	180	30,00	12

NEW COURSE RECORDS

Yvonne Klukas	SWITZERLAND 1		Svizzera	3 R. FEMALE	74 STROKES	24.67 AVERAGE
Yvonne Klukas	SWITZERLAND 1		Svizzera	4 R. FEMALE	101 STROKES	25.25 AVERAGE
Yvonne Klukas	SWITZERLAND 1		Svizzera	5 R. FEMALE	127 STROKES	25.40 AVERAGE
Yvonne Klukas	SWITZERLAND 1		Svizzera	6 R. FEMALE	154 STROKES	25.67 AVERAGE

COMPLETE RESULTS AND STATISTICS PAGE ON THE WEB

http://win.figsp.it/files/BangolfArena/2010/Under23_2010/result.htm

PICTURES AND VIDEO OF THE TOURNAMENT

http://win.figsp.it/pagine/U23_2010/multimedia.htm

