




Europacup / European Cup 2008

Result

Damen / Women

Rank	Start no	Name	Club	Country	R1	R2	R3	R4	R5	R6	R7	Average	Diff	Tot
1	109	Sandra Bengtson	Uppsala BGK	Sweden	26	24	26	28	22	23	30	25,571	8	179
2	112	Nicole Gundert-Greifendorf	1. MGC Mainz e.V.	Germany	24	26	24	26	27	30	24	25,857	6	181
3	103	Stefanie Kern	1. MGC Mainz e.V.	Germany	24	27	28	25	26	30	25	26,429	6	185
4	126	Sandra Weaver	BGK Jönköping	Sweden	25	26	25	28	30	26	26	26,571	5	186
5	118	Karin Wiklund	Uppsala BGK	Sweden	27	24	29	25	27	28	26	26,571	5	186
6	121	Alice Kobisch	1. MGC Mainz e.V.	Germany	28	29	24	27	28	27	24	26,714	5	187
7	127	Charlotte Ryner	Uppsala BGK	Sweden	25	27	26	27	24	32	26	26,714	8	187
8	123	Elisabeth Berger-Rella	MGC ATUS Knittelfeld	Austria	25	28	25	26	31	27	26	26,857	6	188
9	105	Brigitte Jirowsky	MGC ATUS Knittelfeld	Austria	27	28	28	28	24	28	29	27,429	5	192
10	115	Heidi Stricker	MC Effretikon	Switzerland	27	29	28	28	25	31	26	27,714	6	194
11	131	Maja Wicki	MC Effretikon	Switzerland	33	31	28	28	27	25	24	28,000	9	196
12	124	Sandra Wicki	MC Effretikon	Switzerland	27	28	29	28	31	29	26	28,286	5	198
13	108	Maria Olsson	BGK Jönköping	Sweden	29	27	30	30	27	30	25	28,286	5	198
14	125	Anna Bandera	M.C. Monza	Italy	27	28	29	27	30	29	30	28,571	3	200
15	107	Sara Marchiani	M.C. Monza	Italy	26	27	31	31	29	27	29	28,571	5	200
16	106	Rebecca Weber	MC Effretikon	Switzerland	30	28	28	27	25	31	31	28,571	6	200
17	133	Anna Boldt	Uppsala BGK	Sweden	28	29	26	28	32	33	24	28,571	9	200






18	129	Kathrin Neumann	1. MGC Mainz e.V.	 Germany	36	30	29	29	26	27	25	28,857	11	202
19	117	Marie Israelsson	BGK Jönköping	 Sweden	28	30	29	29	30	31	26	29,000	5	203
20	116	Monica Dardi	M.C. Monza	 Italy	32	30	27	30	30	28	30	29,571	5	207
21	132	Simona Antonelli	M.C. Monza	 Italy	32	29	30	32	32	28	27	30,000	5	210
22	114	Andrea Hackl	MGC ATUS Knittelfeld	 Austria	30	28	34	30	31	30	27	30,000	7	210
23	122	Ingrid van der Laan	MGC Leeuwarden	 Netherlands	26	29	29	28	28			28,000	3	140
24	120	Jana Dockalová	SK Golf Club Frantiskovy Lázně	 Czech Republic	32	28	26	28	31			29,000	6	145
25	119	Manuela Pinheiro	CM Porto	 Portugal	28	30	31	28	29			29,200	3	146
26	104	Annie Jasper	MGC Leeuwarden	 Netherlands	28	30	31	30	27			29,200	4	146
27	102	Dana Dockalová	SK Golf Club Frantiskovy Lázně	 Czech Republic	30	31	28	33	26			29,600	7	148
28	130	Astrid Jasper	MGC Leeuwarden	 Netherlands	29	32	31	28	31			30,200	4	151
29	113	Marrie Bonhof	MGC Leeuwarden	 Netherlands	28	32	34	29	32			31,000	6	155
30	111	Jaroslava Fiedlerová	SK Golf Club Frantiskovy Lázně	 Czech Republic	28	35	33	31	33			32,000	7	160
31	128	Marta Pereira	CM Porto	 Portugal	34	32	31	36	34			33,400	5	167
32	101	Lurdes Mendes	CM Porto	 Portugal	37	33	34	35	36			35,000	4	175
33	110	Juventina Silva	CM Porto	 Portugal	43	36	32	31				35,500	12	142

Did not finish

Herren / Men

rk	Start no	Name	Club	Country	R1	R2	R3	R4	R5	R6	R7	Average	Diff	Tot
1	252	Fredrik Persson	Uppsala BGK	Sweden	23	26	29	28	23	23	24	25,143	6	176
2	216	Lars Brown	Uppsala BGK	Sweden	25	24	26	27	26	26	24	25,429	3	178
3	240	Anders Olsson	Uppsala BGK	Sweden	27	27	28	26	25	22	24	25,571	6	179
4	241	Philipp Albrechtsberger	Wiener ASKÖ Team 21	Austria	28	23	27	22	27	27	25	25,571	6	179
5	283	Stefan Hecken	MGC Dormagen-Brechten e.V.	Germany	25	24	27	29	23	25	27	25,714	6	180
6	265	Heinz Weber	Wiener ASKÖ Team 21	Austria	24	23	31	25	26	24	27	25,714	8	180
7	211	Peter Eisenschmidt	BGK Jönköping	Sweden	26	24	28	25	26	26	27	26,000	4	182
8	264	Carl-Johan Ryner	Uppsala BGK	Sweden	27	25	28	25	25	27	26	26,143	3	183
9	247	Patrik Jönsson	BGK Jönköping	Sweden	29	25	28	27	24	24	27	26,286	5	184
0	213	Cedric Mathys	MC Olten	Switzerland	27	26	27	27	28	27	23	26,429	5	185
1	235	Jonas Gustafsson	BKG Jönköping	Sweden	29	27	28	27	23	27	24	26,429	6	185
1	248	Marco Templin	MGC Dormagen-Brechten e.V.	Germany	23	28	27	24	27	29	27	26,429	6	185
3	261	Michel Rhyn	MC Olten	Switzerland	26	31	28	25	24	26	25	26,429	7	185
4	228	Marcus Larsson	Uppsala BGK	Sweden	25	26	28	25	27	26	30	26,714	5	187
5	272	Alexander Junkermann	MGC Dormagen-Brechten e.V.	Germany	29	28	27	23	25	27	29	26,857	6	188
6	201	Remo Zaugg	MC Olten	Switzerland	27	27	27	26	26	31	24	26,857	7	188
7	259	Martin Sjöberg	BGK Jönköping	Sweden	27	25	32	26	29	23	26	26,857	9	188
8	276	Christian	Wiener	Austria	30	25	30	26	28	25	25	27,000	5	189

		Freilach	ASKÖ Team 21																	
9	220	Riccardo Simonetta	G.S.P. Vergiate	 Italy	30	28	28	27	24	26	26	27,000	6	189						
0	204	Anders Wiklund	Uppsala BGK	 Sweden	25	28	26	28	30	25	28	27,143	5	190						
1	253	Csaba Pálincás	Wiener ASKÖ Team 21	 Austria	29	31	28	27	24	24	27	27,143	7	190						
2	260	Kai Dorner	MGC Dormagen- Brechten e.V.	 Germany	29	25	26	26	30	29	26	27,286	5	191						
3	271	Linus Sundström	BGK Jönköping	 Sweden	25	24	29	29	30	28	26	27,286	6	191						
4	212	Alexander Jasper	MGC Dormagen- Brechten e.V.	 Germany	33	28	23	25	29	28	26	27,429	10	192						
5	268	Rudy Giroidini	G.S.P. Vergiate	 Italy	28	25	28	27	29	28	28	27,571	4	193						
6	249	Philippe Charriere	MC Olten	 Switzerland	30	28	28	28	26	26	27	27,571	4	193						
7	223	Erik Gustafsson	BGK Jönköping	 Sweden	28	30	26	26	31	26	26	27,571	5	193						
8	244	Domenico Garbui	G.S.P. Vergiate	 Italy	25	27	26	27	29	31	28	27,571	6	193						
9	205	Herbert Bäk	Wiener ASKÖ Team 21	 Austria	27	31	27	30	25	27	26	27,571	6	193						
0	224	Marco Meffert	MGC Dormagen- Brechten e.V.	 Germany	29	26	31	30	23	27	27	27,571	8	193						
1	208	Massimiliano Ciceri	G.S.P. Vergiate	 Italy	28	27	28	25	30	26	30	27,714	5	194						
2	282	John Widlert	BGK Jönköping	 Sweden	27	28	30	28	27	27	28	27,857	3	195						
3	236	Markus Janßen	MGC Dormagen- Brechten e.V.	 Germany	28	29	29	25	30	25	29	27,857	5	195						
4	273	Frederic Pantet	MC Olten	 Switzerland	27	27	33	28	27	27	27	28,000	6	196						
5	279	Marco Ambrosini	G.S.P. Vergiate	 Italy	26	29	29	29	27	29	28	28,143	3	197						

6	237	Omar Maggi	MC Olten	 Switzerland	30	30	28	26	29	29	25	28,143	5	197
7	229	Norbert Wagenhofer	Wiener ASKÖ Team 21	 Austria	29	27	30	26	29	30	27	28,286	4	198
8	225	Martin Hug	MC Olten	 Switzerland	29	28	31	27	28	30	26	28,429	5	199
9	256	Ivan Baruscotti	G.S.P. Vergiate	 Italy	29	30	30	27	31	26	28	28,714	5	201
0	232	Roberto Garbui	G.S.P. Vergiate	 Italy	30	30	31	27	28	29	29	29,143	4	204
1	275	Thomas Pölder	Uppsala BGK	 Sweden	27	31	30	24	24	28		27,333	7	164
2	230	Mads Nørregaard	Putter Team Odense	 Denmark	28	28	25	26	27			26,800	3	134
3	238	David Malík	SK Tempo Praha	 Czech Republic	23	25	29	31	26			26,800	8	134
4	214	Josef Vozár	SK Tempo Praha	 Czech Republic	23	26	29	31	28			27,400	8	137
5	246	Zeno Folkertsma	M.G.C. Appelscha	 Netherlands	28	27	28	28	27			27,600	1	138
6	266	Casper Frederiksen	Putter Team Odense	 Denmark	27	27	28	30	26			27,600	4	138
7	203	Tommi Lantta	TaRGS Helsinki	 Finland	29	27	29	25	28			27,600	4	138
8	267	André Silva	CM Porto	 Portugal	28	27	33	25	25			27,600	8	138
9	254	Erling Jensen	Putter Team Odense	 Denmark	27	28	26	28	30			27,800	4	139
0	251	Kimmo Lehtiö	TaRGS Helsinki	 Finland	32	27	27	25	28			27,800	7	139
1	202	Milan Jecný	SK Tempo Praha	 Czech Republic	29	30	27	26	28			28,000	4	140
2	277	Lars Nørregaard	Putter Team Odense	 Denmark	28	30	27	22	34			28,200	12	141
3	262	Martin Jecný	SK Tempo Praha	 Czech Republic	28	27	30	28	29			28,400	3	142
4	263	Kosti Salonen	TaRGS Helsinki	 Finland	32	25	27	28	30			28,400	7	142
5	258	Jacco v.d. Stelt	M.G.C. Appelscha	 Netherlands	26	32	28	29	28			28,600	6	143
6	206	Anders Grønnegaard	Putter Team	 Denmark	26	30	32	28	28			28,800	6	144

			Odense									
7	242	Jan Lyø	Putter Team Odense	 Denmark	28	26	34	30	27	29,000	8	145
8	257	Ladislav Derszi	1.MTGC Prievidza	 Slovakia	28	28	32	26	32	29,200	6	146
9	226	Pavel Soucek	SK Tempo Praha	 Czech Republic	29	30	32	31	24	29,200	8	146
9	250	Zdenek Majkus	SK Tempo Praha	 Czech Republic	29	27	35	27	28	29,200	8	146
1	210	André van Vliet	M.G.C. Appelscha	 Netherlands	32	27	30	28	30	29,400	5	147
2	255	Eduardo Salazar	CM Porto	 Portugal	30	28	31	29	30	29,600	3	148
3	269	Ladislav Trnka	1.MTGC Prievidza	 Slovakia	29	33	31	27	28	29,600	6	148
4	270	Huub Bottenberg	M.G.C. Appelscha	 Netherlands	32	29	31	28	29	29,800	4	149
5	221	Maros Jagerský	1.MTGC Prievidza	 Slovakia	27	30	28	34	31	30,000	7	150
6	239	Timo Kuusela	TaRGS Helsinki	 Finland	29	25	30	32	34	30,000	9	150
7	207	Tiago Pinto	CM Porto	 Portugal	28	29	29	33	32	30,200	5	151
8	215	Iiro Tuomola	TaRGS Helsinki	 Finland	32	26	30	30	33	30,200	7	151
9	245	Jakub Kalník	1.MTGC Prievidza	 Slovakia	31	29	30	32	32	30,800	3	154
9	281	Roelof Hooijsma	M.G.C. Appelscha	 Netherlands	30	32	31	32	29	30,800	3	154
1	222	Eppie Paulusma	M.G.C. Appelscha	 Netherlands	28	32	29	31	34	30,800	6	154
2	233	René Šimanský	1.MTGC Prievidza	 Slovakia	30	36	32	28	28	30,800	8	154
3	231	Jorge Torres	CM Porto	 Portugal	31	25	39	25	34	30,800	14	154
4	219	Domingos Silva	CM Porto	 Portugal	32	31	32	28	32	31,000	4	155
5	243	André Campos	CM Porto	 Portugal	32	27	30	33	33	31,000	6	155
6	234	Gerty Berentsen	M.G.C. Appelscha	 Netherlands	35	30	28	33	34	32,000	7	160
7	227	Petri Tossavainen	TaRGS Helsinki	 Finland	27	26	38	36	34	32,200	12	161
8	209	Vladimir Pravotiak	1.MTGC Prievidza	 Slovakia	35	35	30	30	32	32,400	5	162

9	274	Juha Suomela	TaRGS Helsinki	Finland	33	31	32	37	29		32,400	8	162	
0	217	Robert Konrad	Wiener ASKÖ Team 21	Austria	27	27	31	25	8		27,947	6	118	Did not finish
1	218	Ole Rasmussen	Putter Team Odense	Denmark	28	27	30	12			30,103	3	97	Did not finish
2	280	Michal Csontos	1.MTGC Prievidza	Slovakia							0,000	0	0	
2	278	António Pinto	CM Porto	Portugal							0,000	0	0	

TEAMS

Damen / Women

Rank	Team	R1	R2	R3	R4	R5	R6	R7	Total	Average
1	Uppsala BGK	78	75	81	80	73	83	82	552	26,286
2	1. MGC Mainz e.V.	76	82	76	78	81	87	73	553	26,333
3	BGK Jönköping	82	83	84	87	87	87	77	587	27,952
4	MGC ATUS Knittelfeld	82	84	87	84	86	85	82	590	28,095
5	MC Effretikon	84	85	85	83	81	91	83	592	28,190
6	M.C. Monza	85	85	87	88	89	84	89	607	28,905
7	MGC Leeuwarden	82	91	94	87	87			441	29,400
8	SK Golf Club Frantiskovy Lázně	90	94	87	92	90			453	30,200
9	CM Porto	108	99	97	94	99			497	33,133
Rank	Team	R1	R2	R3	R4	R5	R6	R7	Total	Average

1 Uppsala BGK (0 substitutes)

[Sandra Bengtson](#) **26** **24** **26** **28** **22** **23** **30** **179** **25,571**

[Karin Wiklund](#) **27** **24** **29** **25** **27** **28** **26** **186** **26,571**

[Charlotte Ryner](#) **25** **27** **26** **27** **24** **32** **26** **187** **26,714**

[Anna Boldt](#)

78 **75** **81** **80** **73** **83** **82** **552** **26,286**

2 1. MGC Mainz e.V. (0 substitutes)

Stefanie Kern	24	27	28	25	26	30	25	185	26,429
Nicole Gundert-Greifendorf	24	26	24	26	27	30	24	181	25,857
Alice Kobisch	28	29	24	27	28	27	24	187	26,714
Kathrin Neumann									
	76	82	76	78	81	87	73	553	26,333

3  BGK Jönköping (0 substitutes)

Maria Olsson	29	27	30	30	27	29	25	197	28,286
Marie Israelsson	28	30	29	29	30	31	26	203	29,000
Sandra Weaver	25	26	25	28	30	26	26	186	26,571
Penalty strokes						1			
	82	83	84	87	87	87	77	587	27,952

4  MGC ATUS Knittelfeld (0 substitutes)

Brigitte Jirowsky	27	28	28	28	24	28	29	192	27,429
Andrea Hackl	30	28	34	30	31	30	27	210	30,000
Elisabeth Berger-Rella	25	28	25	26	31	27	26	188	26,857
	82	84	87	84	86	85	82	590	28,095

5  MC Effretikon (0 substitutes)


Rebecca Weber	30	28	28	27	25	31	31	200	28,571
Heidi Stricker	27	29	28	28	25	31	26	194	27,714
Sandra Wicki	27	28	29	28	31	29	26	198	28,286
Maja Wicki									
	84	85	85	83	81	91	83	592	28,190

6  M.C. Monza (1 substitute)

Sara Marchiani	26	27	31	31	29	27	29	200	28,571
Monica Dardi	32	30	27	30	30	28	30	207	29,571
Anna Bandera	27	28	29	27	30	29	29	o 199	28,571
Simona Antonelli							1	i 1	30,000
	85	85	87	88	89	84	89	607	28,905

7  MGC Leeuwarden (0 substitutes)

Annie Jasper	28	30	31	30	27			146	29,200
Marrie Bonhof	28	32	34	29	32			155	31,000
Ingrid van der Laan	26	29	29	28	28			140	28,000
Astrid Jasper									
	82	91	94	87	87			441	29,400

8  SK Golf Club Frantiskovy Lázně (0 substitutes)

Dana Dockalová	30	31	28	33	26			148	29,600
Jaroslava Fiedlerová	28	35	33	31	33			160	32,000
Jana Dockalová	32	28	26	28	31			145	29,000
	90	94	87	92	90			453	30,200

9  CM Porto (1 substitute)

Lurdes Mendes	37	33	34	35	36			175	35,000
Juventina Silva	43	36	32	31	o			142	35,500
Manuela Pinheiro	28	30	31	28	29			146	29,200
Marta Pereira					i	34		34	33,400
	108	99	97	94	99			497	33,133

TEAMS

Herren / Men

Rank	Team	R1	R2	R3	R4	R5	R6	R7	Total	Average
1	 Uppsala BGK	152	156	165	159	156	149	156	1093	26,024
2	 BGK Jönköping	164	155	171	160	163	154	156	1123	26,738
3	 Wiener ASKÖ Team 21	164	162	174	155	162	157	157	1131	26,929
4	 MGC Dormagen- Brechten e.V.	171	164	163	153	164	165	164	1144	27,238
5	 MC Olten	169	170	169	159	161	169	150	1147	27,310
6	 G.S.P. Vergiate	170	167	171	160	171	166	169	1174	27,952
7	 SK Tempo Praha	161	165	182	174	163			845	28,167
8	 Putter Team Odense	164	166	175	173	172			850	28,333
9	 TaRGS Helsinki	181	156	177	177	182			873	29,100
10	 M.G.C. Appelscha	181	177	174	177	182			891	29,700
11	 CM Porto	181	167	194	173	186			901	30,033
12	 1.MTGC Priedvidza	180	191	183	177	183			914	30,467
Rank	Team	R1	R2	R3	R4	R5	R6	R7	Total	Average

1  Uppsala BGK (0 substitutes)


Anders Wiklund	25	28	26	28	30	25	28	190	27,143
Lars Brown	25	24	26	27	26	26	24	178	25,429
Marcus Larsson	25	26	28	25	27	26	30	187	26,714
Anders Olsson	27	27	28	26	25	22	24	179	25,571
Fredrik Persson	23	26	29	28	23	23	24	176	25,143
Carl-Johan Ryner	27	25	28	25	25	27	26	183	26,143
Thomas Pölder									

	152	156	165	159	156	149	156	1093	26,024
--	-----	-----	-----	-----	-----	-----	-----	------	--------

2  BGK Jönköping (0 substitutes)

Peter Eisenschmidt	26	24	28	25	26	26	27	182	26,000
Erik Gustafsson	28	30	26	26	31	26	26	193	27,571
Jonas Gustafsson	29	27	28	27	23	27	24	185	26,429

Patrik Jönsson	29	25	28	27	24	24	27	184	26,286
Martin Sjöberg	27	25	32	26	29	23	26	188	26,857
Linus Sundström	25	24	29	29	30	28	26	191	27,286
John Widlert									
	164	155	171	160	163	154	156	1123	26,738

 Wiener ASKÖ
3 Team 21 (1 substitute)

Herbert Bäk	27	31	27	30	25	27	26	193	27,571
Robert Konrad	27	27	31	25	8 o			118	27,947
Norbert Wagenhofer	29	27	30	26	29	30	27	198	28,286
Philipp Albrechtsberger	28	23	27	22	27	27	25	179	25,571
Csaba Pálinkás	29	31	28	27	24	24	27	190	27,143
Heinz Weber	24	23	31	25	26	24	27	180	25,714
Christian Freilach					23 i	25	25	73	27,000
	164	162	174	155	162	157	157	1131	26,929

 MGC
4 Dormagen-Brechten e.V. (0 substitutes)

Alexander Jasper	33	28	23	25	29	28	26	192	27,429
Marco Meffert	29	26	31	30	23	27	27	193	27,571
Markus Janßen	28	29	29	25	30	25	29	195	27,857
Marco Templin	23	28	27	24	27	29	27	185	26,429
Kai Dorner	29	25	26	26	30	29	26	191	27,286
Alexander Junkermann	29	28	27	23	25	27	29	188	26,857
Stefan Hecken									
	171	164	163	153	164	165	164	1144	27,238

 MC Olten (0 substitutes)

5

Remo Zaugg	27	27	27	26	26	31	24	188	26,857
Cedric Mathys	27	26	27	27	28	27	23	185	26,429
Martin Hug	29	28	31	27	28	30	26	199	28,429
Omar Maggi	30	30	28	26	29	29	25	197	28,143
Philippe Charriere	30	28	28	28	26	26	27	193	27,571
Michel Rhyn	26	31	28	25	24	26	25	185	26,429
Frederic Pantet									

	169	170	169	159	161	169	150	1147	27,310
--	-----	-----	-----	-----	-----	-----	-----	------	--------

6  G.S.P. Vergiate
(0 substitutes)

Massimiliano Ciceri	28	27	28	25	30	26	30	194	27,714
Riccardo Simonetta	30	28	28	27	24	26	26	189	27,000
Roberto Garbui	30	30	31	27	28	29	29	204	29,143
Domenico Garbui	25	27	26	27	29	31	28	193	27,571
Ivan Baruscotti	29	30	30	27	31	26	28	201	28,714
Rudy Giroldini	28	25	28	27	29	28	28	193	27,571
Marco Ambrosini									

	170	167	171	160	171	166	169	1174	27,952
--	-----	-----	-----	-----	-----	-----	-----	------	--------

 SK Tempo
7 Praha (0 substitutes)

Milan Jecný	29	30	27	26	28			140	28,000
Josef Vozár	23	26	29	31	28			137	27,400
Pavel Soucek	29	30	32	31	24			146	29,200
David Malík	23	25	29	31	26			134	26,800
Zdenek Majkus	29	27	35	27	28			146	29,200
Martin Jecný	28	27	30	28	29			142	28,400

	161	165	182	174	163			845	28,167
--	-----	-----	-----	-----	-----	--	--	-----	--------

 Putter Team
8 Odense (1 substitute)

Anders Grønnegaard	26	30	32	28	28	144	28,800
Ole Rasmussen	28	27	30	12 o		97	30,103
Mads Nørregaard	28	28	25	26	27	134	26,800
Jan Lyø	28	26	34	30	27	145	29,000
Erling Jensen	27	28	26	28	30	139	27,800
Casper Frederiksen	27	27	28	30	26	138	27,600
Lars Nørregaard				19 i	34	53	28,200
	164	166	175	173	172	850	28,333

 TaRGS Helsinki
9 (1 substitute)

Tommi Lantta	29	27	29	25	28	138	27,600
Iiro Tuomola	32	26	30	30	33	151	30,200
Petri Tossavainen	27	26	6 o			59	32,200
Timo Kuusela	29	25	30	32	34	150	30,000
Kimmo Lehtiö	32	27	27	25	28	139	27,800
Kosti Salonen	32	25	27	28	30	142	28,400
Juha Suomela			28 i	37	29	94	32,400
	181	156	177	177	182	873	29,100

 M.G.C.
10 Appelscha (0 substitutes)

André van Vliet	32	27	30	28	30	147	29,400
Eppie Paulusma	28	32	29	31	34	154	30,800
Gerty Berentsen	35	30	28	33	34	160	32,000
Zeno Folkertsma	28	27	28	28	27	138	27,600
Jacco v.d. Stelt	26	32	28	29	28	143	28,600
Huub Bottenberg	32	29	31	28	29	149	29,800
Roelof Hooijsma							

181	177	174	177	182	891	29,700
-----	-----	-----	-----	-----	-----	--------

11  CM Porto (0 substitutes)

Tiago Pinto	28	29	29	33	32	151	30,200
Domingos Silva	32	31	32	28	32	155	31,000
Jorge Torres	31	25	39	25	34	154	30,800
André Campos	32	27	30	33	33	155	31,000
Eduardo Salazar	30	28	31	29	30	148	29,600
André Silva	28	27	33	25	25	138	27,600
António Pinto							

181	167	194	173	186	901	30,033
-----	-----	-----	-----	-----	-----	--------

12  1.MTGC
Prievidza (0 substitutes)

Vladimir Pravotiak	35	35	30	30	32	162	32,400
Maros Jagerský	27	30	28	34	31	150	30,000
René Símansky	30	36	32	28	28	154	30,800
Jakub Kalník	31	29	30	32	32	154	30,800
Ladislav Derszi	28	28	32	26	32	146	29,200
Ladislav Trnka	29	33	31	27	28	148	29,600
Michal Csontos							

180	191	183	177	183	914	30,467
-----	-----	-----	-----	-----	-----	--------
