



SEC 2015

Updated: 2015-08-07 17:46

☐ Get new pages automatically

The team competition and stroke play is now over.

[Match play results](#)

Nicole Warnecke won the sudden death for 2nd place in womens category on lane 1 by an ace.

Markus Janssen won the sudden death for 3rd place in mens category on lane 2.

Reinhard Schuster won the sudden death for 1st place in mens category on lane 4.

Next sudden is for 1st place in the mens category.

Reinhard Schuster played an ace on the first lane.

Stefan Björk also played an ace on the first lane.

Björk got 2 on the second lane

Schuster also get a 2. Sudden is continuing to the third lane

Two aces on the third lane

Björk failed to find the entry on the first stroke on lane 4

Another entry fail on the second stroke

A third entry fail for Björk.

Björk got 4 on lane 4.

Schuster made an ace and won the sudden death about first place.

Winners

Womens team: GERMANY

Mens team: GERMANY

Womens category: Linda Lundberg, Sweden

Mens category: Reinhard Schuster, Austria

JURY:

Said Morell (SWE)

Markus Janssen (GER)

Erwin Hansen (BEL)

HEAD REFEREE: Wil Van Disseldorp (NED)

REFEREE: Peter Burri (SUI)

REFEREE: Staffan Lundblad (SWE)

Pentalties

Rd 1, Lane 7, Ladislav Svihel (CZE): verbal admonition (time)

Rd 6, Lane 15, Markus Janssen (GER): verbal admonition (time)

Rd 7, Lane 1, Magnus Westerberg (SWE): verbal admonition (time)

Rd 9, Lane 14, Michael Neuland (GER): verbal admonition (time)

Rd 11, Lane 14, Reinhard Schuster (AUT): verbal admonition (time)

Rd 12, Lane 2, Nicole Warnecke (GER): verbal admonition (time)

Substitutions

Women

Rd 4, Lane 18, AUT, Maria Fuschselberger (out) -> Johanna Knotzer (in)

Men



















Rd 4, Lane 18, AUT, Karl Lakos (out) -> Egon Stingl (in)


Rd 4, Lane 18, SUI, Hanspeter Trachsel (out) -> Ewald Locher (in)

Rd 4, Lane 18, SWE, Ronnie Lundgren (out) -> Mikael Karlsson (in)

Result

[Seniors Men](#) | [Senior Women](#) | [Teams - Men](#) | [Teams - Women](#) | [Straight list](#) | [Lane statistics](#) | [Teams statistics](#) | [Most aces in a row](#)

		Senior Women																			
Rank	Name	Country	E1	C2	E3	C4	E5	C6	E7	C8	E9	C10	E11	C12	CAvg	EAvg	CSum	ESum	Diff	Tot	
	1 Linda Lundberg	 SWE	21	30	24	27	24	28	21	26	23	29	18	30	28,3	21,8	170	131	10	301	
	2 Nicole Warnecke	 GER	23	34	24	26	20	26	19	29	21	28	20	34	29,5	21,2	177	127	13	304	
	3 Annelie Lundell	 SWE	27	29	23	28	23	31	21	27	21	27	20	27	28,2	22,5	169	135	11	304	
	4 Claudia Schuster	 AUT	25	27	25	27	25	25	22	29	22	26	21	32	27,7	23,3	166	140	11	306	
	5 Andrea Reinecke	 GER	24	30	23	27	25	25	21	30	22	29	23	28	28,2	23,0	169	138	9	307	
	6 Alice Kobisch	 GER	22	24	24	27	29	27	23	29	22	31	24	25	27,2	24,0	163	144	14	307	
	7 Nora Fause	 NOR	22	28	21	29	20	30	25	29	25	30	24	27	28,8	22,8	173	137	8	310	
	8 Alexandra v.d. Knesebeck	 GER	25	30	23	28	26	27	22	25	25	31	28	24	27,5	24,8	165	149	13	314	
	9 Lisbeth Häfliger	 SUI	21	28	26	27	21	28	23	33	24	35	30	30	30,2	24,2	181	145	17	326	



























































Cut - 9 players + players with same result continues after round 10

10	Bernice Thors	SWE	25	26	25	32	28	32	20	25	26	29	28,8	24,8	144	124	15	268
11	Claudia Anderegg	SUI	27	27	25	29	24	32	23	32	22	28	29,6	24,2	148	121	10	269
12	Elisabeth Kammerer	AUT	21	31	25	29	26	27	28	30	24	29	29,2	24,8	146	124	11	270
13	Heidi Stricker	SUI	25	33	23	28	24	28	26	31	23	30	30,0	24,2	150	121	8	271
14	Johanna Knotzer	AUT	22	31	29	29	27	28	22	30	24	30	29,6	24,8	148	124	10	272
15	Lena Nilsson	SWE	26	32	26	32	21	33	22	31	21	30	31,6	23,2	158	116	8	274
16	Maria Fuschselberger	AUT	28	33	26	31	24	28	25	32	21	27	30,2	24,8	151	124	13	275
17	Seija Björk	FIN	22	33	27	31	22	30	22	31	25	35	32,0	23,6	160	118	10	278
18	Greta Janssens	BEL	29	32	28	32	26	29	21	30	23	29	30,4	25,4	152	127	11	279
19	Christa Zimmermann	SUI	25	35	22	28	31	30	22	40	21	35	33,6	24,2	168	121	22	289
20	Tuula Mörck	FIN	28	33	22	29	27	36	28	33	22	33	32,8	25,4	164	127	13	291
21	Nina Mustonen	FIN	24	29	24	35	27	35	24	34	31	30	32,6	26,0	163	130	13	293
22	Fernanda Costa	POR	28	32	24	32	31	36	26	32	29	37	33,8	27,6	169	138	12	307
23	Pirkko Maaninka	FIN	26	35	39	36	30	31	28	33	31	34	33,8	30,8	169	154	18	323
24	Fernanda Manso	POR	30	37	34	41	29	40	29	35	29	41	38,8	30,2	194	151	11	345
25	Maria Tonn	LIE	27	41	32	31	36	39	37	36	43	36	36,6	35,0	183	175	26	358










[Seniors Men](#) | [Senior Women](#) | [Teams - Men](#) | [Teams - Women](#) | [Straight list](#) | [Lane statistics](#) | [Teams statistics](#) | [Most aces in a row](#)

Seniors Men









Rank	Name	Country	E1	C2	E3	C4	E5	C6	E7	C8	E9	C10	E11	C12	CAvg	EAvg	CSum	ESum	Diff	Tot
1	Reinhard Schuster	AUT	24	29	20	24	22	26	20	30	23	26	22	25	26,7	21,8	160	131	10	291
2	Stefan Björk	SWE	20	26	22	31	22	27	21	29	20	24	21	28	27,5	21,0	165	126	9	291
3	Markus Janssen	GER	23	26	23	29	21	29	21	27	21	29	20	24	27,3	21,5	164	129	8	293
4	Michael Neuland	GER	20	27	23	29	25	27	22	24	20	24	24	28	26,5	22,3	159	134	10	293
5	Karl-Heinz Gerwert	GER	21	27	19	27	20	32	22	26	24	26	21	28	27,7	21,2	166	127	11	293
6	Robert Kullick	GER	23	28	22	28	22	30	19	29	21	29	19	26	28,3	21,0	170	126	8	296
7	Roman Kobisch	GER	21	30	22	27	22	23	22	29	22	29	22	28	27,7	21,8	166	131	8	297
8	Dirk Czerwek	GER	26	28	21	26	21	28	23	28	22	28	22	24	27,0	22,5	162	135	9	297
9	Roger Anderegg	SUI	21	26	24	28	23	29	22	29	24	24	22	26	27,0	22,7	162	136	8	298
10	Herbert Bäk	AUT	21	29	22	27	23	30	25	26	21	26	23	25	27,2	22,5	163	135	9	298
11	Anton Wechselberger	AUT	22	28	21	27	22	30	26	29	20	26	22	26	27,7	22,2	166	133	10	299
12	Josef Vozar	CZE	22	30	21	27	19	32	19	29	22	28	22	29	29,2	20,8	175	125	8	300
13	Harald Exl	AUT	22	26	23	26	24	27	20	29	23	30	21	29	27,8	22,2	167	133	8	300
14	Jan Metys	CZE	20	30	20	27	25	30	21	29	22	27	20	32	29,2	21,3	175	128	10	303
15	Jukka Reunavuori	FIN	23	26	25	28	19	25	22	28	20	29	26	32	28,0	22,5	168	135	14	303
Cut - 15 players + players with same result continues after round 10																				
16	Daniel Ågren	SWE	22	29	22	28	24	28	23	27	21	28			28,0	22,4	140	112	5	252
17	Martin Lundell	SWE	20	28	21	30	24	29	23	29	21	27			28,6	21,8	143	109	7	252
18	Marko Nuotio	FIN	24	27	23	30	22	27	21	30	24	25			27,8	22,8	139	114	8	253
19	Bohumil Pokorný	CZE	19	31	21	31	20	25	22	31	24	29			29,4	21,2	147	106	11	253
20	Philip Busche	GER	22	27	24	29	23	26	24	29	20	30			28,2	22,6	141	113	8	254
21	Mikael Karlsson	SWE	23	25	23	30	23	27	26	27	22	28			27,4	23,4	137	117	9	254
22	Magnus Westerberg	SWE	22	29	21	27	23	30	25	25	24	29			28,0	23,0	140	115	9	255
23	Tomas Sennerby	SWE	23	29	23	26	24	29	25	29	21	27			28,0	23,2	140	116	7	256
24	Egon Stingl	AUT	22	28	26	29	23	26	21	27	25	29			27,8	23,4	139	117	8	256
25	Jörg Wiedemeier	SUI	24	28	24	30	21	29	23	26	26	26			27,8	23,6	139	118	9	257
26	Ronnie Lundgren	SWE	23	30	21	28	23	27	24	29	23	30			28,8	22,8	144	114	6	258
27	Ladislav Svihel	CZE	22	27	20	29	22	28	26	33	22	29			29,2	22,4	146	112	12	258
28	Reinhard Zengaffinen	SUI	22	28	24	29	22	32	24	29	22	27			29,0	22,8	145	114	7	259
29	Jaroslav Rehak	CZE	22	30	24	31	22	31	22	27	22	29			29,6	22,4	148	112	6	260
30	Michel Kopf	SUI	25	28	25	26	19	28	23	35	25	26			28,6	23,4	143	117	15	260
31	Finn Hovind	NOR	23	29	25	27	21	29	24	30	23	30			29,0	23,2	145	116	7	261
32	Jyri Rantanen	FIN	23	29	20	27	29	33	23	28	25	28			29,0	24,0	145	120	15	265
33	Johann Höffle	AUT	26	27	23	28	24	29	23	33	23	30			29,4	23,8	147	119	9	266
34	Markku Sillman	FIN	23	31	23	28	23	28	26	32	24	29			29,6	23,8	148	119	7	267
35	Petr Vlcek	CZE	23	27	27	29	25	30	27	31	22	26			28,6	24,8	143	124	10	267

	36	Erwin Hansen		BEL	23	35	19	32	24	31	23	29	20	32	31,8	21,8	159	109	11	268	
	37	Wilbert van Helmond		NED	23	31	24	30	24	33	23	27	27	27	29,6	24,2	148	121	10	269	
	38	Karl Lakos		AUT	21	32	27	33	24	30	23	29	22	28	30,4	23,4	152	117	11	269	
	39	Zdenek Andr		CZE	22	30	22	30	26	29	22	31	25	35	31,0	23,4	155	117	10	272	
	40	Ewald Locher		SUI	25	32	24	26	24	32	24	33	20	32	31,0	23,4	155	117	12	272	
	41	René Šimanský		SVK	24	29	20	33	25	34	28	26	23	30	30,4	24,0	152	120	16	272	
	42	Stefan Zysset		SUI	27	37	23	30	22	29	23	32	22	29	31,4	23,4	157	117	13	274	
	43	Armindo Costa		POR	26	34	24	27	29	28	22	31	24	33	30,6	25,0	153	125	14	278	
	44	Eduardo Salazar		POR	28	34	26	29	23	32	25	32	23	27	30,8	25,0	154	125	12	279	
	45	Janos Czifrik		HUN	26	31	27	31	24	28	24	35	27	30	31,0	25,6	155	128	10	283	
	46	Morten Rasmussen		DEN	25	28	29	30	23	33	26	31	24	36	31,6	25,4	158	127	14	285	
	47	Timo Kammonen		FIN	31	33	23	35	27	29	23	32	22	30	31,8	25,2	159	126	15	285	
	48	Ari Ahrenberg		FIN	25	30	26	36	25	30	25	29	26	34	31,8	25,4	159	127	8	286	
	49	Andre van Vliet		NED	27	33	24	28	27	30	25	33	28	31	31,0	26,2	155	131	9	286	
	50	Edvin Jurmu		FIN	26	34	26	30	26	31	23	29	27	36	32,0	25,6	160	128	11	288	
	51	Tom Pardaans		NED	25	33	25	35	26	29	27	32	27	31	32,0	26,0	160	130	8	290	
	52	Pascal de Roeck		BEL	30	33	25	31	26	28	26	34	27	33	31,8	26,8	159	134	11	293	
	53	Antonio Pinto		POR	29	30	24	35	30	35	25	31	26	28	31,8	26,8	159	134	13	293	
	54	Joaquim Cunha		POR	27	34	26	32	21	31	30	35	24	34	33,2	25,6	166	128	13	294	
	55	Luboš Andrassy		SVK	25	36	25	28	31	30	28	33	27	31	31,6	27,2	158	136	14	294	
	56	Jacques Libert		BEL	31	31	24	35	25	36	29	34	25	31	33,4	26,8	167	134	12	301	
	57	Peder Jakobsen		DEN	22	35	27	36	27	35	25	38	28	30	34,8	25,8	174	129	14	303	
	58	Leif Bæk		DEN	28	34	25	33	24	34	25	34	33	36	34,2	27,0	171	135	12	306	
	59	Sebastião Campos		POR	31	36	29	32	23	44	24	35	24	31	35,6	26,2	178	131	21	309	
	60	Frits Zwaal		NED	28	34	27	37	30	36	27	35	26	32	34,8	27,6	174	138	9	312	
	61	Slavomir Holický		SVK	28	35	30	33	29	31	28	35	29	36	34,0	28,8	170	144	7	314	
	62	Jan Hansen		DEN	29	35	34	34	25	37	30	31	24	37	34,8	28,4	174	142	16	316	
	63	Ivan Švejda		SVK	32	40	24	35	27	34	29	41	26	35	37,0	27,6	185	138	15	323	
	64	Tibor Mészáros		SVK	24	32	32	39	31	33	27	40	26	39	36,6	28,0	183	140	16	323	
	65	Ivan Pätoprstý		SVK	27	41	28	38	34	29	29	40	25	32	36,0	28,6	180	143	21	323	
	66	Ananias Quintano		POR	29	31	32	34	30	39	27	34	34	35	34,6	30,4	173	152	15	325	
	67	Jan Rasmussen		DEN	33	34	28	36	30	38	33	39	24	35	36,4	29,6	182	148	14	330	
	68	Reinhold Zanghellini		LIE	35	33	29	32	29	39	35	37	28	35	35,2	31,2	176	156	14	332	
	69	Robert Baldorf		DEN	30	37	29	38	32	37	32	35	35	38	37,0	31,6	185	158	9	343	
	70	Juraj Radovcic		CRO	39	43	38	43	39	48	57	53	32	44	46,2	41,0	231	205	35	436	
	71	Roland Klarenbeek		NED	25	35	29	29	12	8	32				32,0	27,0	96	66	10	162	Did not finish
	72	Hanspeter Trachsel		SUI	27	28	26	33							30,5	26,5	61	53	6	114	Did not finish
	73	Hans van der Aa		NED											0,0	0,0	0	0	0	0	Did not start

[Seniors Men](#) |
 [Senior Women](#) |
 [Teams - Men](#) |
 [Teams - Women](#) |
 [Straight list](#) |
 [Lane statistics](#) |
 [Teams statistics](#) |
 [Most aces in a row](#)

TEAMS										
Men										
Rank	Team	R1	R2	R3	R4	R5	R6	R7	R8	Avg Total
1	 Germany	135	166	135	168	134	163	131	166	25,0 1198
2	 Sweden	130	171	130	170	140	170	143	166	25,4 1220
3	 Austria	136	171	136	165	138	168	135	174	25,5 1223
4	 Czech Republic	127	178	128	175	134	175	132	180	25,6 1229
5	 Switzerland	146	175	146	176	131	179	139	184	26,6 1276
6	 Finland	144	177	143	179	144	174	140	176	26,6 1277
7	 Portugal	170	199	161	189	156	209	153	198	29,9 1435
8	 Slovakia	160	213	159	206	177	191	169	215	31,0 1490
9	 Denmark	167	203	172	207	161	214	171	208	31,3 1503






       	1	Germany (0 substitutes)	R1	R2	R3	R4	R5	R6	R7	R8	CAvg	EAvg	Total
		Robert Kullick	23	28	22	28	22	30	19	29	28,3	21,0	201
		Philip Busche	22	27	24	29	23	26	24	29	28,2	22,6	204
		Dirk Czerwek	26	28	21	26	21	28	23	28	27,0	22,5	201
		Roman Kobisch	21	30	22	27	22	23	22	29	27,7	21,8	196
		Michael Neuland	20	27	23	29	25	27	22	24	26,5	22,3	197
		Markus Janssen	23	26	23	29	21	29	21	27	27,3	21,5	199
		Karl-Heinz Gerwert	135	166	135	168	134	163	131	166	25,0		1198
       	2	Sweden (1 substitute)	R1	R2	R3	R4	R5	R6	R7	R8	CAvg	EAvg	Total
		Magnus Westerberg	22	29	21	27	23	30	25	25	28,0	23,0	202
		Stefan Björk	20	26	22	31	22	27	21	29	27,5	21,0	198
		Ronnie Lundgren	23	30	21	28 o					28,8	22,8	102
		Martin Lundell	20	28	21	30	24	29	23	29	28,6	21,8	204
		Tomas Sennerby	23	29	23	26	24	29	25	29	28,0	23,2	208
		Daniel Ågren	22	29	22	28	24	28	23	27	28,0	22,4	203
		Mikael Karlsson				i	23	27	26	27	27,4	23,4	103
			130	171	130	170	140	170	143	166	25,4		1220
       	3	Austria (1 substitute)	R1	R2	R3	R4	R5	R6	R7	R8	CAvg	EAvg	Total
		Harald Exl	22	26	23	26	24	27	20	29	27,8	22,2	197
		Anton Wechselberger	22	28	21	27	22	30	26	29	27,7	22,2	205
		Johann Höffle	26	27	23	28	24	29	23	33	29,4	23,8	213
		Karl Lakos	21	32	27	33 o					30,4	23,4	113
		Herbert Bäk	21	29	22	27	23	30	25	26	27,2	22,5	203
		Reinhard Schuster	24	29	20	24	22	26	20	30	26,7	21,8	195
		Egon Stingl				i	23	26	21	27	27,8	23,4	97
			136	171	136	165	138	168	135	174	25,5		1223
       	4	Czech Republic (0 substitutes)	R1	R2	R3	R4	R5	R6	R7	R8	CAvg	EAvg	Total
		Ladislav Svihel	22	27	20	29	22	28	26	33	29,2	22,4	207
		Jan Metys	20	30	20	27	25	30	21	29	29,2	21,3	202
		Jaroslav Rehak	22	30	24	31	22	31	22	27	29,6	22,4	209
		Zdenek Andr	22	30	22	30	26	29	22	31	31,0	23,4	212
		Bohumil Pokorny	19	31	21	31	20	25	22	31	29,4	21,2	200
		Josef Vozar	22	30	21	27	19	32	19	29	29,2	20,8	199
		Petr Vlcek	127	178	128	175	134	175	132	180	25,6		1229
       	5	Switzerland (1 substitute)	R1	R2	R3	R4	R5	R6	R7	R8	CAvg	EAvg	Total
		Michel Kopf	25	28	25	26	19	28	23	35	28,6	23,4	209
		Hanspeter Trachsel	27	28	26	33 o					30,5	26,5	114
		Reinhard Zengaffinen	22	28	24	29	22	32	24	29	29,0	22,8	210
		Stefan Zysset	27	37	23	30	22	29	23	32	31,4	23,4	223
		Roger Anderegg	21	26	24	28	23	29	22	29	27,0	22,7	202
		Jörg Wiedemeier	24	28	24	30	21	29	23	26	27,8	23,6	205
		Ewald Locher				i	24	32	24	33	31,0	23,4	113
			146	175	146	176	131	179	139	184	26,6		1276
       	6	Finland (0 substitutes)	R1	R2	R3	R4	R5	R6	R7	R8	CAvg	EAvg	Total
		Jukka Reunavuori	23	26	25	28	19	25	22	28	28,0	22,5	196
		Marko Nuotio	24	27	23	30	22	27	21	30	27,8	22,8	204
		Jyri Rantanen	23	29	20	27	29	33	23	28	29,0	24,0	212
		Edvin Jurmu	26	34	26	30	26	31	23	29	32,0	25,6	225
		Markku Sillman	23	31	23	28	23	28	26	32	29,6	23,8	214
		Ari Ahrenberg	25	30	26	36	25	30	25	29	31,8	25,4	226
		Timo Kammonen	144	177	143	179	144	174	140	176	26,6		1277



	7	 Portugal (0 substitutes)	R1	R2	R3	R4	R5	R6	R7	R8	CAvg	EAvg	Total
		Antonio Pinto	29	30	24	35	30	35	25	31	31,8	26,8	239
		Ananias Quintano	29	31	32	34	30	39	27	34	34,6	30,4	256
		Joaquim Cunha	27	34	26	32	21	31	30	35	33,2	25,6	236
		Armindo Costa	26	34	24	27	29	28	22	31	30,6	25,0	221
		Sebastião Campos	31	36	29	32	23	44	24	35	35,6	26,2	254
		Eduardo Salazar	28	34	26	29	23	32	25	32	30,8	25,0	229
			170	199	161	189	156	209	153	198	29,9		1435
	8	 Slovakia (0 substitutes)	R1	R2	R3	R4	R5	R6	R7	R8	CAvg	EAvg	Total
		Luboš Andrassy	25	36	25	28	31	30	28	33	31,6	27,2	236
		Ivan Švejda	32	40	24	35	27	34	29	41	37,0	27,6	262
		Ivan Pätöprstý	27	41	28	38	34	29	29	40	36,0	28,6	266
		Slavomir Holický	28	35	30	33	29	31	28	35	34,0	28,8	249
		René Šimanský	24	29	20	33	25	34	28	26	30,4	24,0	219
		Tibor Mészáros	24	32	32	39	31	33	27	40	36,6	28,0	258
			160	213	159	206	177	191	169	215	31,0		1490
	9	 Denmark (0 substitutes)	R1	R2	R3	R4	R5	R6	R7	R8	CAvg	EAvg	Total
		Jan Hansen	29	35	34	34	25	37	30	31	34,8	28,4	255
		Robert Baldorf	30	37	29	38	32	37	32	35	37,0	31,6	270
		Jan Rasmussen	33	34	28	36	30	38	33	39	36,4	29,6	271
		Peder Jakobsen	22	35	27	36	27	35	25	38	34,8	25,8	245
		Leif Bæk	28	34	25	33	24	34	25	34	34,2	27,0	237
		Morten Rasmussen	25	28	29	30	23	33	26	31	31,6	25,4	225
			167	203	172	207	161	214	171	208	31,3		1503
	10	 Netherlands (0 substitutes)	R1	R2	R3	R4	R5	R6	R7	R8	CAvg	EAvg	Total
		Hans van der Aa											
		Andre van Vliet	27	33	24	28	27	30	25	33	31,0	26,2	227
		Wilbert van Helmond	23	31	24	30	24	33	23	27	29,6	24,2	215
		Frits Zwaal	28	34	27	37	30	36	27	35	34,8	27,6	254
		Roland Klarenbeek	25	35	29	29	12 8	32			32,0	27,0	162
		Tom Pardaans	25	33	25	35	26	29	27	32	32,0	26,0	232
			128 90	166 90	129 90	159 90	119 80	160 90	102 72	127 72	29,1		1090

[Seniors Men](#) |
 [Senior Women](#) |
 [Teams - Men](#) |
 [Teams - Women](#) |
 [Straight list](#) |
 [Lane statistics](#) |
 [Teams statistics](#) |
 [Most aces in a row](#)

TEAMS

Women

Rank	Team	R1	R2	R3	R4	R5	R6	R7	R8	Avg	Total
1	 Germany	71	84	70	82	80	79	66	84	25,7	616
2	 Sweden	73	85	72	87	75	91	62	78	26,0	623
3	 Switzerland	73	88	74	84	69	88	72	96	26,8	644
4	 Austria	74	91	76	87	78	80	72	89	27,0	647
5	 Finland	74	95	73	95	76	101	74	98	28,6	686

	1	 Germany (0 substitutes)	R1	R2	R3	R4	R5	R6	R7	R8	CAvg	EAvg	Total
		Andrea Reinecke	24	30	23	27	25	25	21	30	28,2	23,0	205
		Alexandra v.d. Knesebeck	25	30	23	28	26	27	22	25	27,5	24,8	206
		Alice Kobisch	22	24	24	27	29	27	23	29	27,2	24,0	205
		Nicole Warnecke											
			71	84	70	82	80	79	66	84	25,7		616
	2	 Sweden (0 substitutes)	R1	R2	R3	R4	R5	R6	R7	R8	CAvg	EAvg	Total
		Annelie Lundell	27	29	23	28	23	31	21	27	28,2	22,5	209
		Linda Lundberg	21	30	24	27	24	28	21	26	28,3	21,8	201
		Bernice Thors	25	26	25	32	28	32	20	25	28,8	24,8	213
		Lena Nilsson											
			73	85	72	87	75	91	62	78	26,0		623
	3	 Switzerland (0 substitutes)	R1	R2	R3	R4	R5	R6	R7	R8	CAvg	EAvg	Total
			27	27	25	29	24	32	23	32	29,6	24,2	219



SEM 2015 Match play

Updated: 2015-08-08 17:11

☐ Get new pages automatically

Team competition and stroke play results

Winners:

Womens category: Nicole Warnecke, Germany

Mens category: Martin Lundell, Sweden

Match play lanes

Concrete:

1, 2, 4, 5, 12, 13, 14, 17, 18

Ethernite:

2 (flat loop), 5 (double waves), 7 (loop), 8 (plateau), 9 (pipe), 10 (sticks), 13 (rhombus), 14 (lightning), 15 (sloped circle with kidney)

Sudden death for the winner in the mens category.

Reinhard Schuster makes an ace on the first lane

Martin Lundell also makes an ace

Lundell makes an ace on the second lane

Schuster also makes an ace

Schuster makes an ace on the third lane.

Lundell also makes an ace.

Lundell makes an ace on the fourth lane

Schuster also makes an ace

Schuster makes an ace on the fifth lane.

Lundell also makes an ace.

Lundell makes an ace on the sixth lane








































Schuster also makes an ace

Schuster makes 2 on the seventh lane.































Lundell makes an ace and wins the gold medal.


Result

[Senior men](#) | [Senior women](#) | [Matches](#) | [Most aces in a row](#)

Senior men											
	16 - part-final	R11	8 - part-final	R12	Quarter-final	R13	Semi-final	R14	Final	R15	Winner
	 Michael Neuland	7	 Michael Neuland	4	 Martin Lundell	5	 Martin Lundell	6	 Martin Lundell	3	 Martin Lundell
	 Jyri Rantanen	1	 Martin Lundell	4							
	 Daniel Ågren	1		4							
	 Martin Lundell	5		4							
	 Josef Vozar	2	 Jörg Wiedemeier	5	 Jörg Wiedemeier	2					
	 Jörg Wiedemeier	4		5							
	 Harald Exl	5		1							
	 Egon Stingl	3		1							
	 Karl-Heinz Gerwert	3	 Jaroslav Rehak	5	 Jaroslav Rehak	5	 Reinhard Zengaffinen	0			
	 Jaroslav Rehak	7		5							
	 Dirk Czerwek	6		4							
	 Philip Busche	1		4							
	 Jukka Reunavuori	1	 Reinhard Zengaffinen	5	 Reinhard Zengaffinen	7					

[illegible]

		Senior men																						
Rank	Name	Country	R1	R2	R3	R4	R5	R6	R7	R8	R9	R10	R11	R12	R13	R14	R15	Average	Diff	Tot				
	1 Martin Lundell	 SWE	20	28	21	30	24	29	23	29	21	27	41	25	42	45	41	29,7	25	446				
	2 Reinhard Zengaffinen	 SUI	22	28	24	29	22	32	24	29	22	27	43	27	33	56	32	30,0	34	450				
	3 Reinhard Schuster	 AUT	24	29	20	24	22	26	20	30	23	26	47	26	23	33	26	26,6	27	399				
	4 Finn Hovind	 NOR	23	29	25	27	21	29	24	30	23	30	26	24	41	41	34	28,5	20	427				
	5 Roman Kobisch	 GER	21	30	22	27	22	23	22	29	22	29	28	25	25			25,0	9	325				
	6 Jaroslav Rehak	 CZE	22	30	24	31	22	31	22	27	22	29	37	24	34			27,3	15	355				
	7 Tomas Sennerby	 SWE	23	29	23	26	24	29	25	29	21	27	50	24	26			27,4	29	356				
	8 Jörg Wiedemeier	 SUI	24	28	24	30	21	29	23	26	26	26	28	35	47			28,2	26	367				
	9 Robert Kullick	 GER	23	28	22	28	22	30	19	29	21	29	27	28				25,5	11	306				
	10 Magnus Westerberg	 SWE	22	29	21	27	23	30	25	25	24	29	27	26				25,7	9	308				
	11 Marko Nuotio	 FIN	24	27	23	30	22	27	21	30	24	25	30	25				25,7	9	308				
	12 Michael Neuland	 GER	20	27	23	29	25	27	22	24	20	24	45	25				25,9	25	311				
	13 Harald Exl	 AUT	22	26	23	26	24	27	20	29	23	30	26	39				26,3	19	315				
	14 Bohumil Pokorny	 CZE	19	31	21	31	20	25	22	31	24	29	38	27				26,5	19	318				
	15	 GER	26	28	21	26	21	28	23	28	22	28	41	26				26,5	20	318				



Dirk Czerwek

































16	Markus Janssen		GER	23	26	23	29	21	29	21	27	21	29	47	25	26,8	26	321
17	Stefan Björk		SWE	20	26	22	31	22	27	21	29	20	24	26		24,4	11	268
18	Herbert Bäk		AUT	21	29	22	27	23	30	25	26	21	26	28		25,3	9	278
19	Josef Vozar		CZE	22	30	21	27	19	32	19	29	22	28	30		25,4	13	279
20	Mikael Karlsson		SWE	23	25	23	30	23	27	26	27	22	28	27		25,5	8	281
21	Egon Stingl		AUT	22	28	26	29	23	26	21	27	25	29	28		25,8	8	284
22	Anton Wechselberger		AUT	22	28	21	27	22	30	26	29	20	26	33		25,8	13	284
23	Karl-Heinz Gerwert		GER	21	27	19	27	20	32	22	26	24	26	41		25,9	22	285
24	Roger Anderegg		SUI	21	26	24	28	23	29	22	29	24	24	37		26,1	16	287
25	Ladislav Svihel		CZE	22	27	20	29	22	28	26	33	22	29	31		26,3	13	289
26	Jan Metys		CZE	20	30	20	27	25	30	21	29	22	27	42		26,6	22	293
27	Daniel Ågren		SWE	22	29	22	28	24	28	23	27	21	28	45		27,0	24	297
28	Philip Busche		GER	22	27	24	29	23	26	24	29	20	30	46		27,3	26	300
29	Jukka Reunavuori		FIN	23	26	25	28	19	25	22	28	20	29	61		27,8	42	306
30	Ronnie Lundgren		SWE	23	30	21	28	23	27	24	29	23	30	52		28,2	31	310
31	Michel Kopf		SUI	25	28	25	26	19	28	23	35	25	26	52		28,4	33	312
32	Jyri Rantanen		FIN	23	29	20	27	29	33	23	28	25	28	56		29,2	36	321

Cut - 32 players continues after round 10

[Senior men](#) | [Senior women](#) | [Matches](#) | [Most aces in a row](#)

Senior women									
	8 - part-final	R11	Quarter-final	R12	Semi-final	R13	Final	R14	Winner
	Nicole Warnecke	5	Nicole Warnecke	5	Nicole Warnecke	6	Nicole Warnecke	8	Nicole Warnecke
	Maria Fuschselberger	2							
	Alexandra v.d. Knesebeck	6	Alexandra v.d. Knesebeck	3					
	Lisbeth Häfliger	3							
	Andrea Reinecke	4	Heidi Stricker	5	Elisabeth Kammerer	4			
	Heidi Stricker	5							
	Annelie Lundell	4	Elisabeth Kammerer	7					
	Elisabeth Kammerer	5							
	Claudia Schuster	2	Lena Nilsson	1	Nora Fause	2			
	Lena Nilsson	6							
	Nora Fause	5	Nora Fause	4					
	Bernice Thors	5							
	Linda Lundberg	0	Johanna Knotzer	5	Johanna Knotzer	5	Johanna Knotzer	6	
	Johanna Knotzer	3							
	Alice Kobisch	6	Claudia Anderegg	3					
	Claudia Anderegg	8							
							3:rd - 4:th		3:rd
							Elisabeth Kammerer	4	Nora Fause
							Nora Fause	6	

Senior women

Rank	Name	Country	R1	R2	R3	R4	R5	R6	R7	R8	R9	R10	R11	R12	R13	R14	Average	Diff	Tot
	1 Nicole Warnecke	 GER	23	34	24	26	20	26	19	29	21	28	36	30	26	39	27,2	20	381
	2 Nora Fause	 NOR	22	28	21	29	20	30	25	29	25	30	28	31	42	27	27,6	22	387
	3 Elisabeth Kammerer	 AUT	21	31	25	29	26	27	28	30	24	29	52	28	33	32	29,6	31	415
	4 Johanna Knotzer	 AUT	22	31	29	29	27	28	22	30	24	30	38	33	34	50	30,5	28	427
	5 Heidi Stricker	 SUI	25	33	23	28	24	28	26	31	23	30	32	35			28,2	12	338
	6 Alexandra v.d. Knesebeck	 GER	25	30	23	28	26	27	22	25	25	31	39	39			28,3	17	340
	7 Claudia Anderegg	 SUI	27	27	25	29	24	32	23	32	22	28	49	35			29,4	27	353
	8 Lena Nilsson	 SWE	26	32	26	32	21	33	22	31	21	30	44	39			29,8	23	357
	9 Andrea Reinecke	 GER	24	30	23	27	25	25	21	30	22	29	30				26,0	9	286
	10 Annelie Lundell	 SWE	27	29	23	28	23	31	21	27	21	27	34				26,5	13	291
	11 Alice Kobisch	 GER	22	24	24	27	29	27	23	29	22	31	35				26,6	13	293
	12 Linda Lundberg	 SWE	21	30	24	27	24	28	21	26	23	29	41				26,7	20	294
	13 Bernice Thors	 SWE	25	26	25	32	28	32	20	25	26	29	29				27,0	12	297
	14 Claudia Schuster	 AUT	25	27	25	27	25	25	22	29	22	26	48				27,4	26	301
	15 Lisbeth Häfliger	 SUI	21	28	26	27	21	28	23	33	24	35	42				28,0	21	308
	16 Maria Fuschselberger	 AUT	28	33	26	31	24	28	25	32	21	27	39				28,5	18	314

Cut - 16 players continues after round 10

[Senior men](#) | [Senior women](#) | [Matches](#) | [Most aces in a row](#)