





























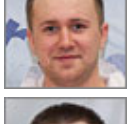











































All players
U23 Challenge, Rahola, Tampere

		001.	 VIHERVAARA Oskari	E	21	20	20	19	20	21	=	121	+13	20.17	1.
		002.	 SELJELID Eirik	E	20	19	20	21	22	20	=	122	+14	20.33	2.
		003.	 BHEND Nikolai	E	22	20	22	21	20	23	=	128	+20	21.33	3.
		004.	 TASKU Juuso	E	21	22	22	20	23	21	=	129	+21	21.50	4.
		005.	 IKOLA Eetu	E	23	23	18	21	26	20	=	131	+23	21.83	6.
		006.	 MEDENHODZIC Dino	E	22	19	23	23	22	22	=	131	+23	21.83	5.
		007.	 LILJEGREN Lina	E	20	24	22	23	24	19	=	132	+24	22.00	7.
		008.	 PESSI Aapo	E	20	22	25	22	23	23	=	135	+27	22.50	8.
		009.	 HESCHL Karin	E	21	24	21	21	23	27	=	137	+29	22.83	9.
		010.	 SHUMILOV SUSOHO Derice	E	23	23	24	22	22	23	=	137	+29	22.83	10.
		011.	 JOHANSSON Filip	E	29	22	22	22	23	20	=	138	+30	23.00	11.
		012.	 BRÄNNSTRÖM Mattias	E	21	23	22	25	25	23	=	139	+31	23.17	12.
		013.	 DANGL Mario	E	25	24	26	19	23	23	=	140	+32	23.33	13.
		014.	 SILLMAN Aki	E	21	22	27	24	24	22	=	140	+32	23.33	14.
		015.	 SCHOLZ Lucas	E	20	23	23	21	27	29	=	143	+35	23.83	17.
		016.	 BOLLRICH Anne	E	29	25	20	21	27	21	=	143	+35	23.83	15.
		017.	 HÖFLER Thomas	E	23	27	22	26	22	23	=	143	+35	23.83	16.
		018.	 BRAUNER Florian	E	26	24	21	24	25	24	=	144	+36	24.00	19.
		019.	 WICKI Roger	E	24	28	21	24	22	25	=	144	+36	24.00	18.
		020.	 UTZIG Bianca	E	29	25	24	22	22	24	=	146	+38	24.33	21.
		021.	 KARLSSON Sara	E	30	22	23	24	24	23	=	146	+38	24.33	20.
		022.	 PEFER Sebastian	E	21	25	26	23	27	25	=	147	+39	24.50	22.
		023.	 WICKI Maja	E	26	27	23	26	23	23	=	148	+40	24.67	23.
		024.	 PELTOLA Matias	E	22	28	26	23	26	24	=	149	+41	24.83	24.
		025.	 KUBE Sebastian	E	22	27	25	27	25	24	=	150	+42	25.00	25.
		026.	 PENNANEN Riku	E	26	23	25	23	25	29	=	151	+43	25.17	26.
		027.	 BELOW Gerrit	E	23	28	24	25	22	29	=	151	+43	25.17	27.
		028.	 RIENER Patrick	E	24	22	27	23	30	26	=	152	+44	25.33	28.
		029.	 KNAPP Martin	E	28	25	23	31	24	23	=	154	+46	25.67	29.
		030.	 FUM Jemin	E	27	27	26	24	27	26	=	157	+46	26.17	30.

		030.  JAGSCHITZ Mathias	E	21	21	20	24	21	20	=	157	+49		
		031.  JAGSCHITZ Mathias	E	23	27	27	27	31	25	=	160	+52	26.67	31.
		032.  ELMDAHL Frida	E	25	27	25	31	29	27	=	164	+56	27.33	32.
		033.  ANHAMMER Rainer	E	28	29	33	24	26	29	=	169	+61	28.17	33.
		034.  LEWIN Philipp	E	25	30	33	35	28	22	=	173	+65	28.83	34.
		035.  KIRSA Madara	E	25	30	32	26	36	25	=	174	+66	29.00	35.
		036.  LÖFFEL Michael	E	39	40	37	32	41	33	=	222	+114	37.00	36.

Click player's name to see scorecard. Result service powered by MIDGET.

00:50:36

1.
Sweden 2

	ELMDAHL Frida	025 027 025 000 031	= 108	27.00
	MEDENHODZIC Dino	022 019 023 000 023	= 87	21.75
	KARLSSON Sara	030 022 023 000 024	= 99	24.75
	SELJELID Eirik	020 019 020 000 021	= 80	20.00
		097 087 091 099	= 374	23.38
		002 002 002 002	= 8	2.00

2.
Finland 1

	PENNANEN Riku	026 023 025 023	= 97	24.25
	IKOLA Eetu	023 023 018 021	= 85	21.25
	KIRSA Madara	025 030 032 026	= 113	28.25
	VIHERVAARA Oskari	021 020 020 019	= 80	20.00
		095 096 095 089	= 375	23.44
		002 000 002 002	= 6	1.50

3.
Austria 1

	DANGL Mario	025 000 024 026 019	= 94	23.50
	HESCHL Karin	021 000 024 021 021	= 87	21.75
	KNAPP Martin	028 000 025 023 031	= 107	26.75
	BRAUNER Florian	026 000 024 021 024	= 95	23.75
		100 097 091 095	= 383	23.94
		000 000 002 002	= 4	1.00

4.
Germany 1

	SCHOLZ Lucas	000 020 023 023 021	= 87	21.75
	KUBE Sebastian	000 022 027 025 027	= 101	25.25
	BOLLRICH Anne	000 029 025 020 021	= 95	23.75
	BELOW Gerrit	000 023 028 024 025	= 100	25.00
		000 100 000 000	= 383	23.94

034 103 032 034

002 000 000 000

= 2 0.50

5.
Switzerland

 WICKI Maja 026 027 000 023 026 = 102 25.50


 LÖFFEL Michael 039 040 000 037 032 = 148 37.00


 WICKI Roger 024 028 000 021 024 = 97 24.25


 BHEND Nikolai 022 020 000 022 021 = 85 21.25

111 115 103 103

= 432 27.00

000 000 000 000

= 0

Click player's name to see scorecard. Result service powered by MIDGET.

00:52:05